



## Roadway Safety Catalog



**Traffic Signs  
& Safety, Inc.**

[www.TrafficSignsAndSafety.com](http://www.TrafficSignsAndSafety.com)

70 Ballou Boulevard  
Bristol, RI 02809

Office Number:  
401-396-9840

Fax Number:  
401-396-9850

[Sales@trafficsignsandsafety.com](mailto:Sales@trafficsignsandsafety.com)

Visit our Online Sign Shop  
For all your signs needs!

## Notice Regarding Traffic Signs

Traffic signs depicted in this catalog will be made from ASTM Type III/IV High Intensity Prismatic Reflective on .080" thick aluminum unless otherwise noted.

Our Products Use:  
 Reflective Sheeting Products

## Product Code Explanation

**S3030 R11 (X) A**  
 30" x 30" sign Manual of Uniform Traffic Control Devices (MUTCD) Code Reflective Type Must Specify When Placing Order .080" Aluminum Substrate

### TRAFFIC SIGNS

<b>Traffic Signs</b> .....	<b>3-15</b>
Regulatory .....	3-7
Parking • Weight Limits.....	4-5
Traffic Prohibition • Pedestrian .....	6
Intersection & Center Lane • Passing & Guidance .....	6
Dating Stickers • Delineators • Object Markers.....	7
Warning.....	8-10
Civic.....	11
Guide • Bike • Text Stop .....	12
Post Reflectors • Enhanced Conspicuity.....	13
Street Name Sign Checklist.....	14
MUTCD Street Name Sign Fact Sheet.....	15

### SCHOOL ZONE SAFETY

<b>School Zone Safety Products</b> .....	<b>16-17</b>
In Street Pedestrian Crosswalk Signage .....	17

### CUSTOM STREET NAME SYSTEM

<b>The Custom Street Name System</b> .....	<b>18-19</b>
--	--------------

### POSTS • BRACKETS • HARDWARE

<b>Posts • Brackets • Hardware</b> .....	<b>20-25</b>
U-Channel Posts.....	20
Round Posts / Square Posts • V-Locs.....	21
Drive Caps • Pullers .....	22
Street Sign Brackets.....	22-23
Parking Lot Flexible Sign Posts .....	23
Pole Brackets • Stainless Steel Strapping Kits & Tools.....	24
Overhead Brackets.....	25

### PAVEMENT MARKINGS

<b>Pavement Markings</b> .....	<b>26-33</b>
Stencils .....	26
Inverted Tip Marking Paints, Wands and Machines.....	26
3M Stamark Pavement Markings.....	27
Reflective Glass Beads.....	27
Construction Grade Pavement Tape .....	27
3M Raised Pavement Markers.....	28
Traffic Buttons • Chip Seal Temp Markers .....	28
Ceramic Traffic Buttons & Jiggle Bars .....	28
3M Snow Plowable Pavement Markers .....	29
Rumble Strips • Speed Bumps • Parking Curbs .....	29
Marker Adhesives.....	29
Ground Mount Flex Delineators & Markers.....	30
Barrier, Center & Guardrail Mount Delineators .....	31
Tubular Markers & Tube Delineators.....	32-33

### OSHA • FACILITY SIGNS

<b>OSHA • Facility Signs</b> .....	<b>34-35</b>
------------------------------------	--------------

### CONSTRUCTION WORK ZONE

<b>Construction Work Zone</b> .....	<b>36-49</b>
Cones • Cone Bars .....	36
Caution Tape • Marking Flags • Barricade Sheeting.....	36
Channelizers.....	37-38
Barrels • Drums .....	38
Barricades: Type I, II & III • A-Frame Barricades .....	38-41
Sandwich Boards .....	41
Pedestrian Barriers & Barricades .....	42
Trench Covers • Curb Ramps.....	43
Safety Vests .....	43
Construction Signs / Roll Up Signs.....	44-45
Safety Flags • SMV Emblem • Conspicuity Tape.....	45
Sign Stands.....	46
Barricade Lights • Light Brackets.....	47
Vehicle Mount Sign Holders .....	47
Hand Paddles.....	48-49

### INCIDENT MANAGEMENT

<b>Incident Management &amp; Personal Safety..</b>	<b>50-51</b>
Roll-Up Signs for Forest Service .....	50
Hand Paddles • Traffic Batons • 5-P Breakaway Vests.....	50
Standard & Compact Roll-Up Signs.....	51
Compact Sign System • Storage Bags .....	51

### SIGN SHOP SUPPLIES

<b>Roll Goods</b> .....	<b>52-54</b>
<b>Application Accessories</b> .....	<b>54</b>
<b>Plastic and Wire Sign Stands</b> .....	<b>55</b>
<b>Substrates</b> .....	<b>54-60</b>
Magnetic • Plater Blanks .....	54
ACM • Magnetic • Plate Blanks.....	54
Corrugated Plastic / Banner Materials.....	55
Reflective Custom Blanks / Die Cuts.....	56
Aluminum Sheets • Precut .040" Blanks.....	57
Sheeted Blanks .....	58
Aluminum Blanks.....	59
Border Blanks • OSHA Headers .....	60

### CUSTOM GRAPHICS

<b>Utility Safety Products</b> .....	<b>61</b>
<b>Custom Graphics • Decals</b> .....	<b>62-63</b>

# Retro-Reflective Sheeting

**PART #**  
Replace ( ) with

**Sign Product Codes in this catalog are pre-built with the best retro-reflective sheeting recommendation that considers MUTCD Compliance, Safety, and Budget Factors.** Upgrades to a higher performing sheeting can be made by replacing the retro-reflective sheeting letter/number within the parenthesis ( ). Diamond Grade Fluorescent Yellow upgrades are available by adding a **Y** to end of the code - Example: **S2412W44APL(D)A(Y) | S3636W13R(3)A(Y)**

	Sheeting Name	Sheeting Description
<b>H</b>	<b>3M™</b> High Intensity Prismatic	<i>The most common sheeting type for signs in America today.</i> Meets retro-reflectivity requirements. ASTM Type III & IV   Standard <b>3M</b> 10 year warranty.
<b>D</b>	<b>3M™</b> VIP Diamond Grade™	<i>A high performance sheeting</i> from the 3M™ Diamond Grade™ line of retro-reflective sheeting. Fluorescent colors available. ASTM Type IX   Standard <b>3M</b> 12 year warranty.
<b>3</b>	<b>3M™</b> DG <sup>3</sup> Diamond Grade™ Cube	<i>The highest performing retro-reflective sheeting.</i> Fluorescent colors available. ASTM Type XI   Standard <b>3M</b> 12 year warranty.
<b>E</b>	Engineer Grade Prismatic	<i>The most common sheeting type for parking &amp; non-critical signs.</i> Yellow and Orange do <b>NOT</b> meet retro-reflective requirements and should <b>NOT</b> be used on traffic signs. <b>ASTM Type I</b>   No warranty.

## Intersection Signs



S3030R11(H)A  
S3636R11(H)A  
S4848R11(H)A



S3030R12(H)A  
S3636R12(H)A  
S4848R12(H)A




S3030R51(H)A  
S3636R51(H)A



S3018R51A(H)A  
S3624R51A(H)A



S1806R13P(H)A



S2418R110P(H)A

Type I is allowable on "Red Series" signs, i.e., STOP and YIELD signs;

however: We recommend **3M™ HIP (H)** for all for

**Regulatory Signs** the best overall value and warranty included.

Upgrade to:  
**3M™ DG<sup>3</sup> Diamond Grade (3)**

TRAFFIC FROM LEFT  
DOES NOT STOP

S2412W44APL(H)A

TRAFFIC FROM RIGHT  
DOES NOT STOP

S2412W44APR(H)A


CROSS TRAFFIC  
DOES NOT STOP

S2412W44P(H)A

ONCOMING TRAFFIC  
DOES NOT STOP

S2412W44BP(H)A

## Speed Limit Signs



Find More Post, Brackets and Mounting Hardware  
On Pages 20-25



S1824R2105(H)A  
S2430R2105(H)A



S1824R2110(H)A  
S2430R2110(H)A



S1824R2115(H)A  
S2430R2115(H)A



S1824R2120(H)A  
S2430R2120(H)A



S1824R2125(H)A  
S2430R2125(H)A



S1824R2130(H)A  
S2430R2130(H)A



S1824R2135(H)A  
S2430R2135(H)A



S1824R2140(H)A  
S2430R2140(H)A



S1824R2145(H)A  
S2430R2145(H)A



S1824R2150(H)A  
S2430R2150(H)A




S1824R2155(H)A  
S2430R2155(H)A



S1824R25D(H)A  
S2430R25D(H)A



Sign Saver  
BA080SAVER



Vandal  
Proof Nut &  
Carriage Bolt



Anchor Plate  
BA080APLATEUCH





## Permissive Parking Signs

 S1218R7326(E)A	 S1218R7330(E)A	 S1218R7302(E)A	 S1218R7303(E)A	 S1218R7307(E)A	 S1218R7309(E)A	 S1218R7310(E)A	 S1218R7333(E)A	 S1218R7332(E)A	 S1218R7337(E)A	 S1218R7341(E)A
 S1218R7317(E)A	 S1218R731915(E)A	 S1218R731920(E)A	 S1218R731930(E)A	 S1218R7321(E)A	 S1218R7322(E)A	 S1218R7323(E)A	 S1218R7345(E)A	 S1218R7360(E)A	 S1218R7304(E)A	

## Private Parking Signs

**RPOGP4**  
14" Cast Iron Base With 4" Pipe. Weighs 27 lbs.

**RPOGP5WHEELKIT**  
Optional Wheel Kit attaches to Cast Iron Pedestal Base to make the base portable and easy to transport.

**Cast Iron Pedestal Bases** are drilled for mounting 12x18, 18x24, & 24x24 signs.


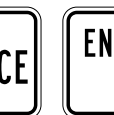










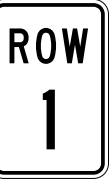

 S1218R7421(E)A	 S1218R7401(E)A	 S1218R7402(E)A	 S1218R7406(E)A	 S1218R7408(E)A	 S1218R7441(E)A
 S1218R7422(E)A	 S1218R7413(E)A	 S1218R7410(E)A	 S1218R7424(E)A	 S1218R7444(E)A	 S1812R7428(E)A

*Want to Upgrade your Sheeting? We Recommend replacing (E) with (H)*

**Custom Legends Available**

 S1812R7428(E)A	 S1812R7427(E)A
--	--









## Parking Lot Signs

 S1812R7431(E)A	 S1812R7433(E)A	 S2424R7200(E)A	 S1812R7432(E)A	 S1812R7434(E)A	 S2424R7201(E)A		
 S2424W405(H)A S3030W405(H)A	 SNON2424R51(H)A S3030R51(H)A	 SNON2424R11(H)A S3030R11(H)A	 S1218R7435(E)A *Specify Row Numbers	 S1824R1014(E)A	 S1824W404(H)A		 S1218R74F(E)A

## Road Closed & Weight Limit Signs

*Want to Upgrade your Sheeting? We Recommend replacing (H) with (D) -or- (3)*

**State Specific Weight Limit Signs**  
Available upon request.

 S2430R121(XX)(H)A	 S2436R125(H)A	 S6030R114(H)A	 S6030R113A(XX)(H)A	 S4830R112(H)A
		 S6030R113CM(H)A	 S6030R113B(XX)(H)A	 S4830R112B(H)A

TRAFFIC SIGNS



## Restrictive Traffic Prohibition Signs



No Right Turn  
S2424R31(H)A



No Left Turn  
S2424R32(H)A



No U-Turn  
S2424R34(H)A



No Trucks  
S2424R52(H)A



No Bicycles  
S2424R56(H)A



S2424R33(H)A



S2424R53(H)A



S2418R31P(H)A



S2418R32P(H)A



S2418R34P(H)A



S2418R52P(H)A



S2418R56P(H)A



S2418R141(H)A

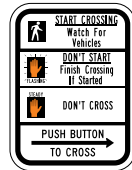
## Pedestrian Signs



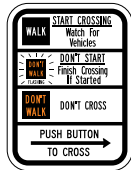
S3636R15L(H)A



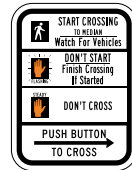
S3636R15R(H)A



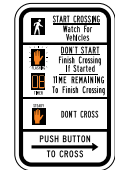
S0912R103B(R)(H)A



S0912R103C(R)(H)A



S0912R103D(R)(H)A



S0915R103E(R)(H)A



S1818R94(H)A  
S2424R94(H)A



S1818R93(H)A  
S2424R93(H)A



S0912R102(H)A



S0912R103(R)(H)A



S0915R103A(L)(H)A



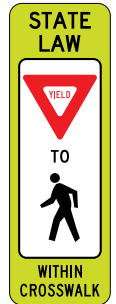
S0915R104A(R)(H)A



S0912R104(L)(H)A



S1236R16A(H)DAG



S1236R16(H)DAG

**Want to Upgrade your Sheeting?**  
We Recommend replacing (H)  
with (D) -or- (3)

(L) or (R)  
Specify Left or Right  
when Ordering

## Intersection and Center Lane Control Signs



Mandatory Left Turn  
S3036R35L(H)A



Mandatory Straight  
S3036R35A(H)A



Mandatory Right Turn  
S3036R35R(H)A



Optional Movement Left  
S3036R36L(H)A



Optional Movement Right  
S3036R36R(H)A



Two Way Left Turn  
Overhead Mounted  
S3036R39A(H)A



Two Way Left Turn  
Post Mounted  
S2436R39B(H)A



Double Turn Right  
S3030R38R(H)A



S1824R41(H)A  
S2430R41(H)A



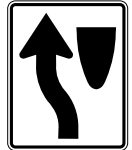
S1824R42(H)A  
S2430R42(H)A



S2430R107(H)A



S1824R62A(H)A



Keep Left  
S1824R48(H)A  
S2430R48(H)A



Keep Left  
S1824R48A(H)A  
S2430R48A(H)A



Keep Right  
S1824R47(H)A  
S2430R47(H)A



Keep Right  
S1824R47A(H)A  
S2430R47A(H)A



S3030R37L(H)A



S3030R37R(H)A



S3030R38L(H)A



S1824R109A(H)A



S1824R109(H)A



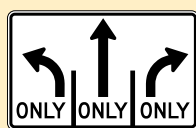
S1824R62L(H)A  
S2430R62L(H)A



S1824R62R(H)A  
S2430R62R(H)A



S4830R38A(H)A



S4830R38B(H)A



S4830R38M(H)A

Call for  
Quotation  
on  
R3-8 Signs

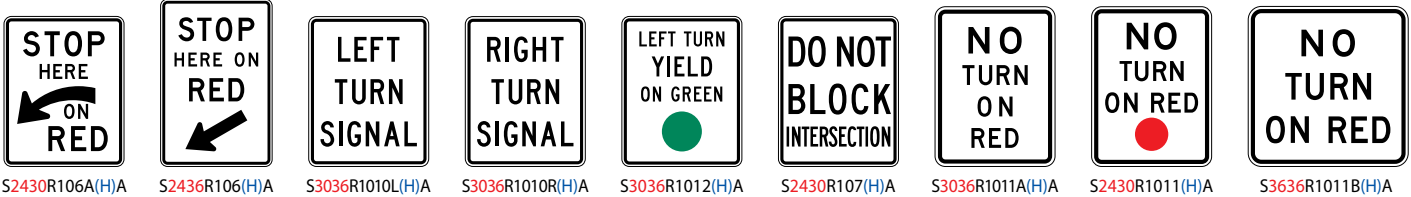


S3612R61L(H)A



S3612R61R(H)A

## Traffic Signal Signs



S2430R106A(H)A S2436R106(H)A S3036R1010L(H)A S3036R1010R(H)A S3036R1012(H)A S2430R107(H)A S3036R1011A(H)A S2430R1011(H)A S3636R1011B(H)A

## Dating Stickers

3 ways to implement the **Expected Sign Life** or the **Blanket Replacement Method** of maintaining traffic sign retro-reflectivity.

<b>Expected Sign Life METHOD:</b>
<i>Signs must be replaced before they reach the end of their expected sign life. An agency must have documentation of expected replacement for individual signs.</i>
<b>Blanket Replacement METHOD:</b>
<i>The agency will replace all the signs in an area or of a specific series at given intervals. The agency can use stickers that specify installation dates to help them know when to replace all signs in the area or series</i>
<b>Specify Year and Material when ordering.</b> High Intensity (H) or Engineer Grade (E)

<b>GENERIC DATING STICKER</b> 2 1/4" WIDE x 1 1/8" HIGH	The Generic dating sticker provides the year and you simply punch out the month that applies to either the date of installation or replacement date.	Sign Installation Date Style #DGID(H)16 	 Expected Sign Life Style #DGES(H)26
<b>WARNING MESSAGE DATING STICKER</b> 4" WIDE x 2 1/4" HIGH	The Warning Message dating sticker provides a deterrent to vandalism and theft while still maintaining the date of installation or replacement date.	Sign Installation Date Style #DWID(H)16 	 Expected Sign Life Style #DWES(H)26
<b>UNIQUE DATING STICKER</b> 4" WIDE x 2 1/4" HIGH	The Unique dating sticker serves both purposes listed above while also allowing you to use logos and text of your choosing.	Sign Installation Date Style #DUID(H)16 	 Expected Sign Life Style #DUES(H)26



**Want to Upgrade your Sheeting?**  
We Recommend replacing (H) with (D) -or- (3)

TRAFFIC SIGNS

## Markers & Delineators

### DELINEATORS



3.25" Plastic Back with Center Mounting Hole



RD1314BW RD1314BR RD1314BY

Aluminum with HIP reflective



BA080(H)YE050SD BA080(H)WH050SD



BA080(H)YE040SD BA080(H)WH040SD



BA080(H)YE040SD BA080(H)WH040SD

### TYPE I OBJECT MARKERS



S1818OM11(H)BA Yellow HIP w/ Yellow plastic reflectors  
S1818OM12(H)A Black w/ Yellow HIP reflectors  
BA080(H)YE1818D OM1-3 HIP Yellow

### TYPE II OBJECT MARKERS



S1206OM22(H)YA S1206OM21(H)BA

### END OF ROADWAY MARKERS



S1818OM41(H)BA Red HIP w/ Red plastic reflectors  
S1818OM42(H)A Black w/ Red HIP reflectors  
BA080(H)RE1818D OM4-3 HIP Red

### TYPE III OBJECT MARKERS



S1236 OM3L(H)A S1236 OM3R(H)A S1236 OM3C(H)A

### DRAIN TILE SIGN


























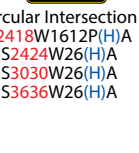
SMS10107619(E)A

**NOTICE**

Items shown on this page are standard products and have standard lead times. Please ask a customer service specialist for non-standard items and lead times. If plastic buttons are required, please specify when placing order.



# Horizontal Alignment and Intersection Warning Signs

 Turn Left S3030W11L(H)A S3636W11L(H)A	 Turn Right S3030W11R(H)A S3636W11R(H)A	 Curve Left S3030W12L(H)A S3636W12L(H)A	 Curve Right S3030W12R(H)A S3636W12R(H)A	 Reverse Turn Left S3030W13L(H)A S3636W13L(H)A	 Reverse Turn Right S3030W13R(H)A S3636W13R(H)A
 Reverse Curve Left S3030W14L(H)A S3636W14L(H)A	 Reverse Curve Right S3030W14R(H)A S3636W14R(H)A	 Winding Road Left S3030W15L(H)A S3636W15L(H)A	 Winding Road Right S3030W15R(H)A S3636W15R(H)A	 Hairpin Curve Left S3030W11L(H)A	 Hairpin Curve Right S3030W11R(H)A
 Side Road Oblique Left S2424W23L(H)A S3030W23L(H)A S3636W23L(H)A	 Side Road Oblique Right S2424W23R(H)A S3030W23R(H)A S3636W23R(H)A	 Side Road S2424W22(H)A S3030W22(H)A S3636W22(H)A	 Horizontal Alignment Right S3636W110R(H)A	 Horizontal Alignment Left S3636W110L(H)A	 Circular Intersection S2418W1612P(H)A S2424W26(H)A S3030W26(H)A S3636W26(H)A
 Y Intersection S2424W25(H)A S3030W25(H)A S3636W25(H)A	 T Intersection S2424W24(H)A S3030W24(H)A S3636W24(H)A	 Crossroad S2424W21(H)A S3030W21(H)A S3636W21(H)A	 Offset Side Road Left S2424W27L(H)A S3030W27L(H)A	 Offset Side Road Right S2424W27R(H)A S3030W27R(H)A	 TRAFFIC CIRCLE



S1824W18(H)A S2430W18(H)A

## CHEVRONS


Add Visibility to High Risk Areas

For Maximum Visibility use Fluorescent Yellow Chevrons. Call for a quote.




**RPBCAB2**  
Chevron Adjustable Bracket  
Fits 12x18, 18X24 & 24X30 Chevrons

**RPBCAB3**  
Chevron Adjustable Bracket  
Fits 24X30 & 30X36 Chevrons




Single Arrow  
S3618W16(H)A  
S4824W16(H)A





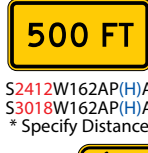
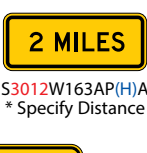



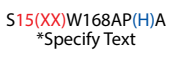







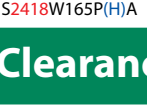



Double Arrow  
S3618W17(H)A  
S4824W17(H)A

# Warning and Passing Signs

 Merge Left S3030W41L(H)A S3636W41L(H)A	 Merge Right S3030W41R(H)A S3636W41R(H)A	 Pavement Width Transition Left S3030W42L(H)A S3636W42L(H)A	 Pavement Width Transition Right S3030W42R(H)A S3636W42R(H)A
 Added Lane Left S3030W43L(H)A S3636W43L(H)A	 Added Lane Right S3030W43R(H)A S3636W43R(H)A	 Two Way Traffic S3636W63(H)A	 LEFT LANE ENDS S3030W91L(H)A S3636W91L(H)A
 RIGHT LANE ENDS S3030W91R(H)A S3636W91R(H)A	 LANE ENDS MERGE LEFT S3030W92L(H)A S3636W92L(H)A	 LANE ENDS MERGE RIGHT S3030W92R(H)A S3636W92R(H)A	 NO PASSING ZONE S4030W143(H)A S3648W143(H)A

# Supplemental Plaques

 NEXT 500 FT S3024W164P(H)A * Specify Distance	 2 MILES S3024W163P(H)A * Specify Distance	 WHEN FLASHING S2418W1613P(H)A	 500 FEET S2418W162P(H)A S3024W162P(H)A * Specify Distance
 500 FT S2412W162AP(H)A S3018W162AP(H)A * Specify Distance	 2 MILES S3012W163AP(H)A * Specify Distance	 FIRST ST S08(XX)W168P(H)A * Specify Text	 AHEAD S2412W169P(H)A S3018W169P(H)A
 ELM STREET LUMSDEN RD		 S15(XX)W168AP(H)A *Specify Text	
 S2418W166PR(H)A	 S2418W166PL(H)A	 S2418W165P(H)A	 S2412W167PL(H)A S3018W167PL(H)A
 S2418W166PR(H)A	 S2418W166PL(H)A	 S2418W165P(H)A	 S2412W167PR(H)A S3018W167PR(H)A

# Low Clearance Signs

**Want to Upgrade your Sheeting?**  
We Recommend replacing (H) with (D) -or- (3)  
Make it fluorescent yellow by adding a Y -- (D)A(Y) -or- (3)A(Y)



**Customize Your Legends**  
Low Clearance  
S3030W122(H)A  
S3636W122(H)A  
S4848W122(H)A

**Specify Height (W12-2A) when placing order**  
**14FT 10IN**  
S7824W122A(H)A

**LOW CLEARANCE**  
S2418W122P(H)A



















# Vehicular & Non-Vehicular Traffic Signs

**Fluorescent Yellow VIP -or- DG3** **Yellow HIP**

**All Ground Mounted Warning Signs MUST be Type II Reflective or better.**

We recommend **3M Yellow HIP (H)** for all **Warning Signs**

Upgrade with **3M Fluorescent Yellow VIP (D)(Y)-or- 3M DG<sup>3</sup> Diamond Grade (3)**








 Truck Crossing S2424W86(H/A) S3030W86(H/A) S3636W86(H/A)	 Truck Crossing S2424W1110(H/A) S3030W1110(H/A) S3636W1110(H/A)	 Farm Machinery Traffic S2424W115(H/A) S3030W115(H/A) S3636W115(H/A)	 Farm Machinery Traffic S2424W115A(H/A) S3030W115A(H/A) S3636W115A(H/A)	 Bicycle Traffic S2424W111(H/A) S3030W111(H/A) S3636W111(H/A)	 Golf Cart Traffic S2424W1111(H/A) S3030W1111(H/A) S3636W1111(H/A)	 Horse & Buggy Traffic S2424W1114(H/A) S3030W1114(H/A) S3636W1114(H/A)	 Pedestrian Traffic S2424W112(H/A) S3030W112(H/A) S3636W112(H/A)
 CATTLE XING Cattle Traffic S2418W114P(H/A) S2424W114(H/A) S3030W114(H/A) S3636W114(H/A)	 FIRE STATION Emergency Vehicle S2418W118P(H/A) S2424W118(H/A) S3030W118(H/A) S3636W118(H/A)	 Snow Mobile Traffic S2424W116(H/A) S3030W116(H/A) S3636W116(H/A)	 Equestrian Traffic S2424W117(H/A) S3030W117(H/A) S3636W117(H/A)	 Handicapped S3030W119(H/A) S3636W119(H/A)	 Playground S2424W151(H/A) S3030W151(H/A) S3636W151(H/A)	 Ducks Crossing S2424W1112(H/A) S3030W1112(H/A) S3636W1112(H/A)	 Deer Traffic S2424W113(H/A) S3030W113(H/A) S3636W113(H/A)

**Supplemental Plaques available to be displayed below Symbol Signs (CATTLE XING and FIRE STATION shown)**

# FYG Pedestrian Signs

**Want to Upgrade your Sheeting? We Recommend replacing (D) with (3)**













**Find School Zone Signs on Page 16.**

 Bicycle Traffic S2424W111(D)AG S3030W111(D)AG S3636W111(D)AG	 Handicapped S3030W119(D)AG S3636W119(D)AG	 Pedestrian Traffic S2424W112(D)AG S3030W112(D)AG S3636W112(D)AG	
 AHEAD S2412W169P(D)AG S3018W169P(D)AG	 S2418W165P(D)AG	 S2418W166PL(D)AG	 S2418W166PR(D)AG

# Neighborhood & Child Safety Signs

# Highway Rail Grade Signs

**Quick SHIP** on all 30" Neighborhood & Child Safety Signs

 DEAF CHILD AREA S2424W404(H/A) S3030W404(H/A)	 SLOW CHILDREN AT PLAY S2424W422(H/A) S3030W422(H/A)	 CHILDREN AT PLAY S2424W423(H/A) S3030W423(H/A)
 WATCH CHILDREN S2424W401(H/A) S3030W401(H/A)	 SLOW CHURCH ZONE S2424W404A(H/A) S3030W404A(H/A)	 WATCH FOR PEDESTRIANS S2424W403(H/A) S3030W403(H/A)
 BLIND CHILD AREA S2424W406(H/A)	 BLIND DRIVE S2424W425(H/A) S3030W425(H/A)	 CHURCH S2424W393(H/A) S3030W393(H/A)
 SLOW CHILDREN AT PLAY S1824W421(H/A)	 Playground S2424W151(H/A) S3030W151(H/A) S3636W151(H/A)	 SLOW WE LOVE OUR CHILDREN S1824PC135(H/A)










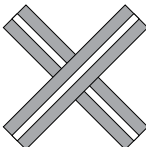




**MUTCD Guidance:**

**A White Retroreflective Strip** not less than 2 inches in width shall be used on the back of each Crossbuck sign, unless installed back-to-back or on one way street.















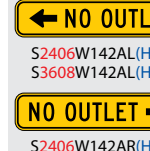

































**Brite Max Post Reflectors** are 30" long and may be stacked to meet requirements that a white reflective strip shall be used on all the front and back of supports at passive highway-rail grade crossings extending from the bottom of the sign or plaque to within 2 feet above the ground.

See page 13 for more details.




 Advance Warning S3636W102(H/A)	 Advance Warning S3636W103(H/A)	 Advance Warning S3636W104L(H/A)
 Advance Warning S3636W104R(H/A)	 Skewed Crossing S3636W1012(H/A)	 Storage Space S3636W1011(H/A)
 Railroad Advance Warning S3030W101(H/A) S3636W101(H/A)	 Number of Tracks S2709R152P(H/A) Specify Tracks	 Low Ground Clearance S3636W105(H/A)
 2 HIP White Retroreflective Strips S4802STRIPHI	 Railroad Crossing S4809R151(H/A)	 DO NOT STOP ON TRACKS S2430R88(H/A)

# Roadway Conditions and Advance Traffic Control Signs

TRAFFIC SIGNS

 LOW SHOULDER S2424W89(H)A S3030W89(H)A S3636W89(H)A	 LOW OR SOFT SHOULDER S3030W89B(H)A	 SHOULDER DROP-OFF S2418W817P(H)A S2424W817L(H)A S3030W817L(H)A S3636W817L(H)A	 NO SHOULDER S2424W817R(H)A S3030W817R(H)A S3636W817R(H)A	 SHOULDER ENDS S2424W823(H)A S3636W823(H)A	 FOG AREA S2424W825(H)A S3030W825(H)A S3636W825(H)A	 STOP AHEAD S2418W31AP(H)A S3030W31(H)A S3636W31(H)A	 NO OUTLET S2406W142AL(H)A S3608W142AL(H)A
 GROOVED PAVEMENT S2424W815(H)A S3030W815(H)A S3636W815(H)A	 DANGEROUS INTERSECTION S2424W411(H)A S3030W411(H)A	 SLOW SPEED BREAKER AHEAD S2424W405(H)A S3030W405(H)A	 BE PREPARED TO STOP S3030W34(H)A S3636W34(H)A	 ROAD MAY FLOOD S2424W818(H)A S3030W818(H)A S3636W818(H)A	 METAL BRIDGE DECK S2424W816(H)A S3030W816(H)A S3636W816(H)A	 YIELD AHEAD S2418W32AP(H)A S3030W32(H)A S3636W32(H)A	 DEAD END S2406W141AL(H)A S3608W141AL(H)A
 S2418W815P(H)A	 ROAD NARROWS S3030W51(H)A S3636W51(H)A	 GUSTY WINDS AREA S2424W821(H)A S3636W821(H)A	 NARROW BRIDGE S3030W52(H)A S3636W52(H)A	 ONE LANE BRIDGE S3030W53(H)A S3636W53(H)A	 DIP S2424W82(H)A S3030W82(H)A S3636W82(H)A	 SIGNAL AHEAD S2418W33P(H)A S3030W33(H)A S3636W33(H)A	 DEAD END S2406W141AR(H)A S3608W141AR(H)A
 Hill S2424W71(H)A S3030W71(H)A S3636W71(H)A	 SOFT SHOULDER S2424W84(H)A S3030W84(H)A S3636W84(H)A	 Slippery When Wet S2424W85(H)A S3030W85(H)A S3636W85(H)A	 LOOSE GRAVEL S2424W87(H)A S3030W87(H)A S3636W87(H)A	 ROUGH ROAD S2424W88(H)A S3030W88(H)A S3636W88(H)A	 FALLEN ROCKS S2424W814(H)A S3030W814(H)A S3636W814(H)A	 PAVEMENT ENDS S3030W83(H)A S3636W83(H)A	 DEAD END S2406W141AR(H)A S3608W141AR(H)A
 DANGEROUS CURVE S2424W412(H)A S3030W412(H)A	 TRUCKS ENTERING HIGHWAY S2424W414(H)A S3030W414(H)A S3636W414(H)A	 BRIDGE OUT S2424W415(H)A S3030W415(H)A	 Double Arrow S3030W121(H)A S3636W121(H)A	 DEAD END S2424W141(H)A S3030W141(H)A S3636W141(H)A	 NO OUTLET S2424W142(H)A S3030W142(H)A S3636W142(H)A	 Divided Hwy S3636W61(H)A	 Divided Hwy Ends S3636W62(H)A
 HIDDEN ENTRANCE S3030W424(H)A	 HIGH WATER S2424W155(H)A S3030W155(H)A	 WATER OVER ROAD S2424W156(H)A S3030W156(H)A	 SPEED HUMP S2424W171(H)A S3030W171(H)A S3636W171(H)A	 ROAD CLOSED S3030W203R(H)A	 SLOW S2424W402(H)A S3030W402(H)A S3636W402(H)A	 BUMP S2424W81(H)A S3030W81(H)A S3636W81(H)A	 BRIDGE ICES BEFORE ROAD S2424W813(H)A S3636W813(H)A

## Speed Advisory Signs

 10 MPH S1818W131P10(H)A S2424W131P10(H)A	 15 MPH S1818W131P15(H)A S2424W131P15(H)A	 20 MPH S1818W131P20(H)A S2424W131P20(H)A	 25 MPH S1818W131P25(H)A S2424W131P25(H)A	 SPEED LIMIT 55 Speed Reduction S3636W35(X)(H)A
 30 MPH S1818W131P30(H)A S2424W131P30(H)A	 35 MPH S1818W131P35(H)A S2424W131P35(H)A	 40 MPH S1818W131P40(H)A S2424W131P40(H)A	 45 MPH S1818W131P45(H)A S2424W131P45(H)A	

Want to Upgrade your Sheeting? We Recommend replacing (H) with (D) -or- (3) | Make it fluorescent yellow by adding a Y -- (D)A(Y) -or- (3)A(Y)

### Product Code Explanation

**S3030 R11 (X) A**

- S3030**: 30" x 30" sign
- R11**: Manual of Uniform Traffic Control Devices (MUTCD) Code
- (X)**: Reflective Type
- A**: .080" Aluminum Substrate

Must Specify When Placing Order

Specify Speed (Speed Reduction W3-5) when placing order



# Litter & Adopt -A- Highway Signs

Want to Upgrade your Sheeting? We Recommend replacing (E) with (H)



S1218R161(E)A  
S1824R161(E)A



S1218R163(E)A  
S1824R163(E)A



S1218R162(E)A  
S1824R162(E)A



S1218R164100(E)A  
S1218R164250(E)A  
S1218R164500(E)A  
\*Specify Fine



S1218R173(E)A  
S1824R173(E)A



S1218PC114(E)A  
S1824PC114(E)A  
\*Add Your Custom Legend



S3024PC113(E)A  
S4830PC113(E)A  
\*Add Your Custom Legend



S1218PC110(E)A  
S1824PC110(E)A

## Neighborhood Watch



S1218PC105(E)A



Call For Info



S1824PC130(E)A



S3018R7204(E)A



S1218R7412(E)A



S1824LE102(E)A



S1218LE101(E)A

## Route Marker Auxiliaries

3 Versions Available



U.S. or State Route  
S2115M21U(H)A



Interstate Route  
S2115M21I(H)A



County Route  
S2115M21C(H)A

Order by placing an (I), (U), or (C) in the item code as appropriate.

### Bicycle Routes



S1209M61B(H)A  
M5, M6 Series



S1206M21B(H)A  
M2, M3, M4 Series

All Legends shown below are available in Green for Bike Routes

Use 30" x 24" for 3 Digits Routes



County Route Marker  
S2424M16(H)A



Interstate Shield  
S2424M11(H)A  
S3024M11(H)A



U.S. Route Marker  
S2424M14(H)A  
S3024M14(H)A



State Route Marker  
S2424M15(H)A  
S3024M15(H)A

Want to Upgrade your Sheeting? We Recommend replacing (H) with (D) -or- (3)



S2412M31(X)(H)A



S2412M32(X)(H)A



S2412M33(X)(H)A



S2412M34(X)(H)A



S2412M41(X)(H)A



S2412M41A(X)(H)A



S2412M414(X)(H)A



S2412M42(X)(H)A



S2412M43(X)(H)A



S2412M44(X)(H)A



S2412M45(X)(H)A



S2412M46(X)(H)A



S2412M47(X)(H)A



S2412M47A(X)(H)A



S2115M51L(X)(H)A



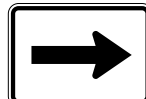
S2115M51R(X)(H)A



S2115M52L(X)(H)A



S2115M52R(X)(H)A



S2115M61(X)(H)A



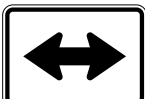
S2115M62L(X)(H)A



S2115M62R(X)(H)A




S2115M63(X)(H)A



S2115M64(X)(H)A



S2115M65(X)(H)A



S2115M66L(X)(H)A



S2115M66R(X)(H)A



S2115M67L(X)(H)A



S2115M67R(X)(H)A

# Bike Signs



S1818R11(H)A  
S3030R11(H)A



S1818R12(H)A  
S3030R12(H)A



S2418R317(H)A



S2408R317BP(H)A  
S2408R317AP(H)A



S1218R41(H)A  
S1824R41(H)A



S1218R42(H)A  
S1824R42(H)A



Bicycle Parking Area  
S1218D43L(H)A



S1212R93CP(H)A



S1218R95(H)A



S1218R51B(H)A



S1818R56(H)A  
S2424R56(H)A



S1218R79(H)A



S1218R79A(H)A



S1218R97(H)A



S1218R1022(H)A



S1218R96(H)A



S2418D111(H)A



S1818W54A(H)A



Bicycle Hill  
S1818W75(H)A  
S3030W75(H)A



S1209W810P(H)A  
S1818W810(H)A  
S3030W810(H)A



S1824W161P(H)A  
S1818W111(H)A  
S2424W111(H)A



Bicycle Route U.S.  
S1218M19(H)A  
S1824M19(H)A



Bicycle Route  
S1218M18(H)A  
S1824M18(H)A



Bicycle Route  
S1218M18A(H)A  
S1824M18A(H)A

# TRAFFIC SIGNS

## Guide Signs



Hospital  
S2424D92(H)A



Airport  
S2424I5(H)A



S3024D41(H)A



Library  
S2424I8(H)A



S3624I10(H)A  
S4836I10(H)A



S3024I9(H)A



S2406D92PA(H)A



S2406I5P(H)A



S2406D92PG(H)A



S2406I8P(H)A




S2406D92PB(H)A

To stay in compliance with the MUTCD, we recommend using **3M** High Intensity Prismatic for **Guide Signs**

*Customized Guide Signs for your State, County, City, Town or Community.*

*Call Sales for a Specialized Quote.*

*Want to Upgrade your Sheeting? We Recommend replacing (H) with (D) -or- (3) | Make it fluorescent yellow by adding a Y -- (D)A(Y) -or- (3)A(Y)*



## Custom Text Stop Signs



*Customized Texting Signs for your State, County, City, Town or Community.*



S1218RDTWD(H)A  
S1824RDTWD(H)A





## Brite-Max Post Reflectors



- ◆ Enhance safety by making signs more visible using the Brite-Max Post Reflector System!
- ◆ Each reflector is 30" long and may be stacked for more effectiveness. Other lengths available: 36", 60" and 72"
- ◆ Fasten to U-Channel, square, or wood posts.
- ◆ **3M™** reflective sheeting on .080" Aluminum: High Intensity, VIP Diamond Grade™, or Fluorescent VIP Diamond Grade™
- ◆ Mounting hardware is available, sold separately.
- ◆ Custom lengths and widths available. Call for quote.

## Alert Flag Bracket



Orange Flags above a regulatory, warning, or guide sign. The Alert Flag Bracket accepts two flags with 3/4" wood dowel handles.

OAFBRKT  
Alert Flag Bracket

RSPFLAGVINYL1824 18x18 Vinyl Flag w/24" Handle  
RSPFLAGVINYL2436 24x24 vinyl Flag w/36" Handle

## W16-15P NEW Sign



May be used above a warning or regulatory sign if the regulation or condition is new.

S2412W1615P(H)A

## Diagonal Stripes



Black and Yellow diagonal stripes may be used around a warning sign. Order the sign 6" larger

Example:  
30x30 sign becomes 36x36

## W16-18P NOTICE Sign



This sign may be used above a warning or regulatory sign.

S2412W1618P(H)A

## Supplemental Beacon



### Type B Light

- ◆ LED bulbs
  - ◆ Yellow or Red Lens
- Power Options:
- ◆ Solar panel trickle charges "D" Cell
  - ◆ Fully Solar Power Battery



RSPBLBL3YYSA - Yellow Lens | Type B | D Cell Solar  
RSPBLBL3RYSA - Red Lens | Type B | D Cell Solar  
RSPBLBLSYY - Yellow Lens | Type B | Fully Solar



### Type B Light

- ◆ LED bulbs
- ◆ Yellow or Red Lens
- ◆ 6 Volt Battery
- ◆ Detachable lens available upon request



RSPBLBL6YY - Yellow Lens | Type B | 6V  
RSPBLBL6RY - Red Lens | Type B | 6V

ENHANCED CONSPICUITY FOR SIGNS - MUTCD APPROVED

# Street Name Signs Checklist

## Easy Order Checklist:

### 1 Select Blade

- Flat Blade .080" Aluminum
- Extruded Blade NO RADIUS  
6" and 9" Blade Heights Only
- Econo Vandal Resistant  
3MM ACM MATERIAL - NO SCRAP VALUE  
6", 8" and 9" Blade Heights Only



### 2 Reflective Type

- High Intensity Prismatic
- VIP MUTCD guidance - For ground and overhead mounted signage, White reflective must be ≥120
- DG<sup>3</sup> MUTCD guidance - For ground and overhead mounted signage, White reflective must be ≥120 candlepower. Green must be ≥7.
- E - Non-Compliant Reflective

### 3 Color Scheme

- White on Green
- White on Blue
- White on Brown
- Black on White
- Other/Custom



MUTCD guidance - Acceptable alternative background colors to Green are Blue, Brown or White. The legend shall be White, except for Black on White signs. Custom colors require adequate contrast, call a customer service specialist for guidance.

### 4 Sides

- Double Face Ground Mount
- Single Face Overhead Mount

### 5 Border

- None MUTCD guidance - Borders are optional, but if used, must be the same color as the letters.
- Edge - Should use on dark backgrounds
- Inset - Should use on white backgrounds

### 6 a. Logo or Route Symbol

- None MUTCD guidance - Route symbols or Logos may be placed on the left side of a sign.
- Yes The maximum height is the same as the letter height.

### 6 b. Prefix/Suffix

- Full Size
- Half Size

MUTCD Guidance - Prefix/Suffix Height may be smaller than the height of the primary copy and may be abbreviated. No punctuation is to be used.

### 7 Vandal Resistant Hole Punch

- None
- VPA 12 Bolt thru
- Other

## Roadway Type Local Two Lane Roads 0-25 MPH

MUTCD guidance - Initial upper-case letters at least 4" high and lower-case letters 3/4 height of upper-case.

### 8 Dimensions



Blade Height: 6" | Corner Radius .75"  
Letter Height: 4" | Prefix/Suffix Height: 2"  
Font: Highway Gothic B | Case: U/L



Blade Height: 8" | Corner Radius .75"  
Letter Height: 4" | Prefix/Suffix Height: 2"  
Font: Highway Gothic B | Case: U/L

## Two Lane Roads Over 25 MPH and Multi Lane Roads 0-40 MPH

MUTCD guidance - Initial upper-case letters at least 6" high and lower-case letters 3/4 height of upper-case.



Blade Height: 9" | Corner Radius .75"  
Letter Height: 6" | Prefix/Suffix Height: 3"  
Font: Highway Gothic B | Case: U/L



Blade Height: 12" | Corner Radius 1.5"  
Letter Height: 6" | Prefix/Suffix Height: 3"  
Font: Highway Gothic B | Case: U/L

## Multi Lane Roads Over 40 MPH

MUTCD guidance - Initial upper-case letters at least 8" high and lower-case letters 3/4 height of upper-case.



Blade Height: 12" | Corner Radius 1.5"  
Letter Height: 8" | Prefix/Suffix Height: 4"  
Font: Highway Gothic B | Case: U/L

## Overhead Mast Arm

MUTCD guidance - Initial upper-case letters at least 12" high and lower-case letters 3/4 height of upper-case.



Blade Height: 18" | Corner Radius 1.5"  
Letter Height: 8" | Prefix/Suffix Height: 8"  
Font: Highway Gothic C | Case: U/L



Blade Height: 18" | Corner Radius 1.5"  
Letter Height: 8" | Prefix/Suffix Height: 4"  
Font: Highway Gothic C | Case: U/L



Blade Height: 24" | Corner Radius 1.5"  
Letter Height: 12" | Prefix/Suffix Height: 12"  
Font: Highway Gothic C | Case: U/L



Blade Height: 24" | Corner Radius 1.5"  
Letter Height: 12" | Prefix/Suffix Height: 6"  
Logo/Route Symbol Height: 12"  
Font: Highway Gothic C | Case: U/L

Street Name Signs are Priced based on Length. Please e-mail or fax your list of signs, along with the specifications you've selected for a personalized quotation.

Street Name Signs **MUST** be Type II copy on Type I background or better. We recommend using

**3M** High Intensity Prismatic for **Ground Mounted SNS** and **3M** Diamond Grade Cubed for **Overhead Mounted SNS**

SUBJECT	MUTCD STATEMENT	VERBIAGE
1. Blade Type /Design	NONE	No Guidance
2. Reflective Type	SHALL = MANDATORY	Shall be reflective and meet minimum retroreflectivity requirements (Type II copy on Type I background is the absolute minimum, but may be cost prohibitive to manufacture)
3. Color Scheme	SHALL = MANDATORY	Shall be one of the four color schemes shown in our catalog
4. Sides	NONE	No Guidance
5A. Border Usage	SHOULD = RECOMMENDED	Border may be removed
5B. Border Color	SHALL = MANDATORY	Shall be the same color as the legend
5C. Border Placement	SHOULD = RECOMMENDED	Should use edge borders on dark backgrounds and inset borders on white backgrounds
6A. Logo/Route Symbol Height	SHALL = MANDATORY	Shall not exceed the height of the upper case letters
6B. Logo/Route Symbol Location	SHOULD = RECOMMENDED	Should be positioned to the left of the legend
7. Vandal-Resistant Hole Punch	NONE	No Guidance
8A. Upper/Lower Case	SHALL = MANDATORY	Shall be composed of a combination of upper/lower case letters
8B. Letter Height	SHOULD = RECOMMENDED	Should follow the guidance provided for the type of roadway in our catalog
8C. Prefix/Suffix Height	MAY = OPTION	May be smaller than the height of the primary copy and may be abbreviated
8D. Blade Height	NONE	No Guidance for Blade Height
8E. Letter Font	SHALL = MANDATORY	Letter font shall be Highway Gothic

## Do Your Street Name Signs have the Correct Font Style?

MUTCD; Notice of Termination of Interim Approval IA-5 (Date of Notice: January 15th, 2016)



**NO LONGER PERMITTED**

**The Clearview font is no longer legal on Street Name Signs.**

Existing signs can remain in place until they fail minimum retro-reflectivity standards.  
Learn more at the website: [mutcd.fhwa.dot.gov](http://mutcd.fhwa.dot.gov)



# School Zone Signs



S1218R7360(E)A



S1218R7310(E)A



S1218R7321(E)A



S1218R7304(E)A



S1218R7309(E)A




S1218R7323(E)A



S1218R7217(E)A



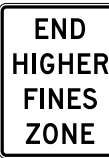
S2430S52(H)A



S2430S53(H)A



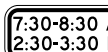
S2430R210(H)A



S2430R211(H)A



S2418R26P(H)A



S2410S41P(H)A  
\*Specify times



S2410S44P(H)A



S2410S46P(H)A



S2410S42P(H)A



**STOP/STOP School Crossing Hand Paddles**  
**SHP1818ST040(X)NH** - 18" x 18" .040" Aluminum Paddle Head  
**Sheeting (X): (N)** Non-Reflective | **(E)** Engineer Grade Prismatic  
**(D)** VIP Diamond Grade | **(H)** High Intensity Prismatic

**Handle**  
**HPHANDLE10**  
 10" Galvanized Steel Conduit  
*(Sold Separately)*  
**Vynafoam Grip**  
**HPZFOAMGRIP**  
 Vynafoam Grip  
*(Sold Separately)*

3M<sup>TM</sup> FYG Diamond Grade<sup>TM</sup>  
 Required in School Zones



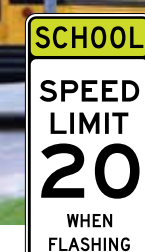
S1236R16AHDAG



S1236R16HDAG



S3030S11DAG  
S3636S11DAG



S2448S51(XX)FHA  
\*Specify Speed



S2418W162PDAG  
S3024W162PDAG  
\*Specify FEET



S2408S43PDAG



S3030S31DAG  
S3636S31DAG



S3030S45(XX)DAG  
S3636S45(XX)DAG  
S3030S45(XX)HDAG  
S3636S45(XX)HDAG  
\*Specify Speed



S3030S32DAG  
S3636S32DAG



S3030S45A(XX)DAG  
S3636S45A(XX)DAG  
\*Specify Speed

## Athletic Marking Paint & Stencils



Athletic Marking Paints and Stencils available in standard and custom legends for all your traffic, parking lot, playground, and athletic field needs. *See page 26.*



S2412W166PRDAG  
S3018W166PRDAG



S2412W166PLDAG  
S3018W166PLDAG



S2412W162APDAG  
S3018W162APDAG  
\*Specify FEET



S2412W169PDAG  
S3018W169PDAG



S2412W165PDAG  
S3018W165PDAG



S2412S47PDAG  
S3018S47PDAG



S2412W167PRDAG  
S3018W167PRDAG




S2412W167PLDAG  
S3018W167PLDAG


## Stickers, Decals & Tags

**Bumper Stickers, Parking Permits, Polyester Decals & Vinyl Decals**

Available in many standard colors and sizes with customized graphics for your school or college.



## Property Signs



S1824S36(E)A



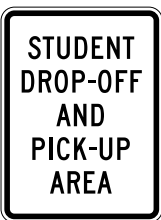
S1218PC250(E)A



S1824PC230(E)A



S1218PC236(E)A



S1824PC200(E)A

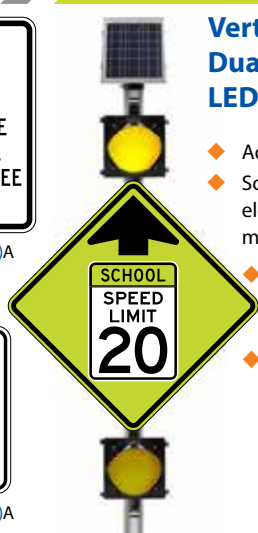


S1824PC235(E)A

## Blinker Beacons<sup>TM</sup>

**Vertically Mounted Dual Solar Flashing LED Beacons**

- ◆ Adds visibility
- ◆ Solar Powered, No electric bills, virtually maintenance free
- ◆ Low cost installation (No trenching or wiring)
- ◆ Patented Auto Bright<sup>TM</sup> circuitry automatically adjusts brightness levels, maintaining optimal LED output & extending battery life





# In-Street Pedestrian Crosswalk Signage

*Children and other pedestrians are at risk when crossing the street every single day.*

- Quickly grabs motorist's attention and alerts them to pedestrians in crosswalk.
- Utilizes Highly Visible, Reflective Diamond Grade Fluorescent Yellow Green sheeting plus FYG posts.
- 12" x 36" Yield to Pedestrian -or- Stop for Pedestrian signs are constructed of durable plastic.

## 52" X-Tube Rigid Upright with Sign

PART #	LEGEND
RPOFPIPX50WHTSS603	YIELD to Ped - Double Faced
RPOFPIPX50WHTSS602	YIELD to Ped - Single Faced
RPOFPIPX50WHTSS605	STOP for Ped - Double Faced
RPOFPIPX50WHTSS604	STOP for Ped - Single Faced

Choose Sign from above to use with the Yeti Base

RPOFZPXTUBEBASEYETI	"The Yeti" 40# Portable Base
RPOFZPXTUBEBASE800QR	Quick Release Pin for 1.75" X-Tube Post

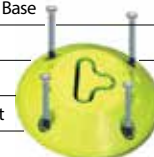


## 42" EFX FYG Flexible Safety Post with Sign

PART #	LEGEND
RPOFPIPF342FLGFX613	YIELD to Ped - Double Faced
RPOFPIPF342FLGFX612	YIELD to Ped - Single Faced
RPOFPIPF342FLGFX615	STOP for Ped - Double Faced
RPOFPIPF342FLGFX614	STOP for Ped - Single Faced

Choose Sign from above to use with the Banana Base or Fixed Base

RPOFZPBANANANA	35# Portable Banana Base
RPOFZPFG300BAFYG	Fixed Base
RPOFZPFG300XBOLTASPH	Asphalt Anchor Bolt
RPOFZPFG300XBOLTCON	Concrete Anchor Bolt
RPOFZPFG300XPINS	Post Pins (Box of 50)

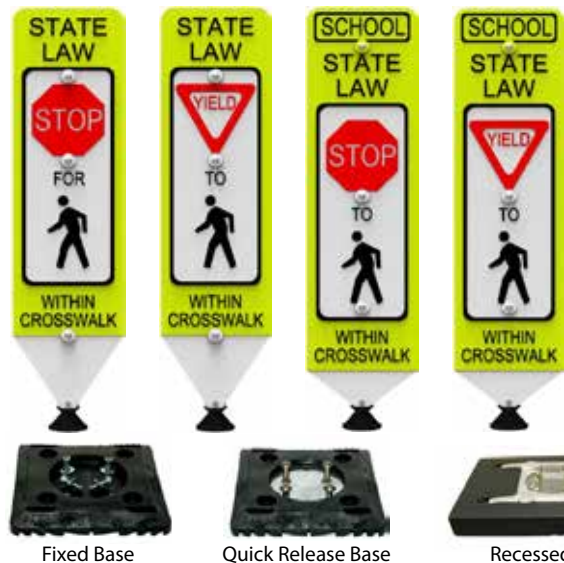


The 300 FYG Fixed Base for fixed installations where the post and base will remain on the road surface for an extended period of time. Bases are constructed of a UV stable, high impact plastic. Safety posts are mounted to the base with two nylon locking pins. Bases are secured to the roadway with either epoxy or bolts.

# In-Street Pedestrian Crosswalk Signage



In-Street Pedestrian Crosswalk Signage provides enhanced conspicuity at un-signalized intersections in order to alert motorists to local laws concerning yielding to or stopping for pedestrians in crosswalks.



FEATURES exclusive patented, anti-twist reactive spring system.



One Base

## Quick Release Mounting Style Post w/Sign

PART #	Legend	Sign Faces
RPOFPIPDSTDQ	STOP for Ped	Double Faced
RPOFPIPDYDDQ	YIELD to Ped	Double Faced
RPOFPIPDYDSQ	YIELD to Ped	Single Faced
RPOFPIPSSTDQ	(SCHOOL) STOP for Ped	Double Faced
RPOFPIPSYDDQ	(SCHOOL) YIELD to Ped	Double Faced
RPOFPIPSYDSQ	(SCHOOL) YIELD to Ped	Single Faced

Choose Sign from above to use with a Base below

PART #	Description
RPOFZIQRFBASEBK	Quick Release Base - Surface Mount
RPOFZIRBHPQR	Recessed Base - High Profile for Asphalt
RPOFZIRBLPQR	Recessed Base - Low Profile for Concrete
RPOFZIQRPBASE	Portable One Base - 100% Recycled Rubber
RPOFZIQRPIN	Quick Release Replacement Pin

## Fixed Mounting Style Post w/Sign

PART #	Legend	Signs Faces
RPOFPIPDSTDF	STOP for Ped	Double Faced
RPOFPIPDSTSF	STOP for Ped	Single Faced
RPOFPIPDYDDF	YIELD to Ped	Double Faced
RPOFPIPDYDSF	YIELD to Ped	Single Faced
RPOFPIPSSTDF	(SCHOOL) STOP for Ped	Double Faced
RPOFPIPSYDDF	(SCHOOL) YIELD to Ped	Double Faced

Choose Sign from above to use with a Base below

PART #	Description
RPOFZISMFBK	Fixed Base - Surface Mount
RPOFZIANCHOR	Anchor Kit with 4 lag screws (installs 1 base)

## Ped-in-a-Bag®

PART #	Legend	Signs Faces
RPOFPIPSZSTDP	(SCHOOL) STOP for Ped	Double Faced
RPOFPIPSZYDDP	(SCHOOL) Yield to Ped	Double Faced
RPOFZIQRPBASEL	Lightweight base for ped-in-a-bag (base and top sold separately)	

# Portable School Zone Signage

## Easy Fold Sandwich Boards

Find a full line of standard options on page 41 & custom options on page 55.



## Ped-in-a-Bag®

Lightweight, portable pedestrian sign on the Lightweight Base designed for use by school crossing guards. Features anti-twist reactive spring system. Includes Storage Bag.



# THE CUSTOM STREET NAME SYSTEM

## A MODULAR ORNAMENTAL SYSTEM



### Necessities:

- ◆ Select a Street Sign Blade, Shape and Size\*
- ◆ Select a Bracket\*
- ◆ Select a Post Top Finial
- ◆ Select a Post Length

TO CREATE A CUSTOM STREET NAME SYSTEM:

### Accessories:

- ◆ Post Bases
- ◆ Traffic Signs & Sign Frames
- ◆ Break-a-way Compliant Post Support
- ◆ Custom Color Powder Painting

\* Street signs and brackets may be mounted in the Standard, Inverted, and Offset Configurations

Call a friendly representative to discuss the Custom Street Name System product line, request specification sheets, and learn more.



O1001J 30 x 11  
O1001C 36 x 13.5



O1025J 30 x 10  
O1025C 36 x 12



O1004J 30 x 11.5  
O1004C 36 x 14.25



O1016J 30 x 11.82  
O1016C 36 x 15



O1003J 30 x 9.25  
O1003C 36 x 12

NOTE: Sign sizes do NOT include 3/4" bent lip.

### STEP 1

#### Choose a Sign Blade Size:

Sizes follow the guidelines in the MUTCD (Manual on Uniform Traffic Control Devices), the national standard used for all roads, including private roads open to public travel.

#### 30" Sign Blade

- ◆ For use on low volume roads with Speed Limits 25 MPH or less
- ◆ 4" Letter Height *minimum*
- ◆ Use with 30" Ornamental Brackets



#### 36" Sign Blade

- ◆ For use on higher volume, conventional roads with Speed Limits over 25 MPH
- ◆ 6" Letter Height *minimum*
- ◆ Use with 36" Ornamental Brackets



NOTE: Sign Sizes do NOT include 3/4" lip

### STEP 2

#### Choose a Bracket:

- ◆ Brackets are powder painted Satin Black to match posts and finials.
- ◆ Black 1/4" x 1" torx head screws included to attach posts and signs.
- ◆ Ask for square back plate if you intend to mount brackets to a flat surface.
- ◆ Round Post and Square Post/Flat wall mount available.
- ◆ 30" and 36" sizes for mounting the corresponding size sign.

### STEP 3

#### Choose a Post Top Finial:

- ◆ Post Top Finials are powder painted Satin Black to match post and brackets.
- ◆ 3 black set screws to attach to the post are included. The allen wrench to tighten set screws is NOT included.



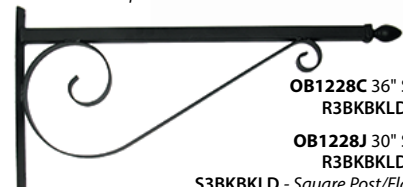
OPA657MD Pineapple Top Finial



OPA9516MD Spear Top Finial

OB1227C 36" Dogwood Bracket R3BKBKLD - Round Post

OB1227J 30" Dogwood Bracket R3BKBKLD - Round Post S3BKBKLD - Square Post/Flat Wall Mount



OB1228C 36" Scroll Bracket R3BKBKLD - Round Post

OB1228J 30" Scroll Bracket R3BKBKLD - Round Post

S3BKBKLD - Square Post/Flat Wall Mount



# THE CUSTOM STREET NAME SYSTEM

## A MODULAR ORNAMENTAL SYSTEM

The modular nature of the system allows you to coordinate your street name signs, way-finding signs, mailboxes, entrance signs, and more while creating a decorative look for your town or neighborhood.

### STEP 4

#### Choose a Post Size:



OPR123BK  
OPR133BK

- ◆ 3" O.D. and 12' or 13' long
- ◆ Powder painted Satin Black to provide a durable, decorative finish.
- ◆ Pre-drilled to accept 2 brackets either standard, inverted, or offset.
- ◆ **NOTE: Posts must ship truck line.**
- ◆ Other sizes are available.
- ◆ Please call a customer service specialist for specification sheets and for pricing on accessories not listed, such as break a way systems and anchors.

### STEP 5

#### Choose a Post Base:



OPA9993

#### 27" Tall Aluminum Base

- ◆ Pre-painted Satin Black and fabricated.
- ◆ Attach directly to a 3" round post with 3 black set screws, *included*.
- ◆ **NOTE: Posts must be ordered separately.**



OPR123BK8397

#### 8 1/4" Tall Base

- ◆ The 8 1/4" base is welded to the 12' post and powder painted Satin Black.

### STEP 6

#### Choose Configuration:

- ◆ Your traffic signs can be made to match the custom street name system by adding a decorative Sign Backer to your traffic signs.
- ◆ Two styles of Sign Backer available: steel/iron frames or black backs to traffic signs.
- ◆ Frames come in rectangle, square, diamond, triangle, and octagon shapes to fit standard MUTCD signs.
- ◆ Frames powder painted Satin Black to give them a durable, decorative finish.



Standard Configuration



Offset Configuration



Inverted Configuration


### MUTCD

Ground mounted sign and mailbox supports shall be breakaway, yielding, or shielded with a longitudinal barrier or crash cushion if within the clear zone.

# ★ U-Channel Posts & Accessories



★ U-CHANNEL   ★ SQUARE   ★ ROUND   ★ UNIVERSAL



1.12GR   1.12GA   2GR   2GA   3GA

- ◆ U-Channel posts are manufactured from high tensile steel.
- ◆ Available in your choice of hot dip Galvanized or Green paint finish.
- ◆ Punched full length with 3/8" holes on 1" centers.
- ◆ Measured by length and pounds per foot.
- ◆ Other lengths and weights available in 50 piece bundles.
- ◆ Call for a quotation.

**NOTE: POSTS TALLER THAN 8' MUST SHIP TRUCK LINE.**

Stock #	Size	Finish
RPOCG0352*	3.5FT • 2LB	Galvanized
RPOCG061	6FT • 1.12LB	Galvanized
RPOCG071	7FT • 1.12LB	Galvanized
RPOCG062	6FT • 2LB	Galvanized
RPOCG082	8FT • 2LB	Galvanized
RPOCG0925	9FT • 2.5LB	Galvanized
RPOCG102	10FT • 2LB	Galvanized
RPOCG122	12FT • 2LB	Galvanized
RPOCG123	12FT • 3LB	Galvanized
RPOCG143	14FT • 3LB	Galvanized
RPOCP0352*	3.5FT • 2LB	Green
RPOCP061	6FT • 1.12LB	Green
RPOCP062	6FT • 2LB	Green
RPOCP072	7FT • 2LB	Green
RPOCP082	8FT • 2LB	Green
RPOCP102	10FT • 2LB	Green
RPOCP122	12FT • 2LB	Green

## Sign Saver

Place between sign and post and sign will not bend from over tightening.



BA080SAVER

## Anchor Plate

Galvanized anchor plate keeps post firmly in place.



BA080APLATEUCH

\* Base Posts for Breakaway Feature

# ★ U-Channel Break-A-Way Systems



## Safety Splice System

- ◆ Ingeniously simple design by Chicago Heights Steel.
- ◆ FHWA & AASHTO approved.
- ◆ Posts to 4 lbs.
- ◆ Two special bolts & spacers join base post to top post.

RPOCZSAFETYSPLICE for 1-2 1/2 lb posts  
RPOCZSAFETYSPLICE3 for 3-4 lb posts



## Lap Splice System

- ◆ Economical breakaway system by Marion Steel.
- ◆ FHWA & AASHTO approved.
- ◆ Posts to 4 lbs. Two special bolts & spacers join base post to top post.

RPOCZLAPSPLICE Silver for 2-2½ lb posts 1/2" x 3/4" x 5"  
RPOCZLAPSPLICEG Gold for 3-4 lb posts 1/2" x 3/4" x 5"

# ★ U-Channel Post Hardware

## Standard System



RHW516NYLON  
Nylon Washer  
5/16"

RHW516LOC  
Zinc Lock Washer  
5/16"

RHB51625H  
Zinc Hex Bolt  
5/16" X 2 1/2"

RHN516  
5/16" Zinc Nut

## Special System



RHN516FLUTEDA  
5/16" Fluted Tamper  
Resistant Nut

RHTN31  
Tufnut

RHW516  
Zinc Washer  
5/16"

RHN516FLUTEDT2  
Tool For Fluted Nut



## Vandal Proof System



RHB51625OW  
One-Way  
Tamper Bolt  
5/16" X 2 1/2"

RHW516NYLON  
Nylon Washer  
5/16"

RHB51625C  
5/16" X 2 1/2"  
RHB51630CAT  
5/16" X 3"  
Zinc Carriage Bolt

RHN516VPA  
Econo  
5/16" Breakaway  
Vandal Proof Nut

RHN516VPAPREMIUM  
5/16" Breakaway  
Vandal Proof Nut  
Made In The U.S.A.

## Rivets & Rivet Gun



Cherry-mate Rivets  
**RHRB8BP18**  
1.12# U-Channel Post  
**RHRB8BP26**  
2# U-Channel Post  
1.5" Square Post  
**RHRB8BP34**  
3-4# U-Channel Post  
2" Square Post



RHRBALMGUN  
Rivet Gun



**U-CHANNEL SQUARE ROUND UNIVERSAL**

◆ 2 3/8" O.D. Round galvanized steel posts available in 10' and 12' lengths

◆ Wall thickness is .065" (16 gauge)


Round Posts  
**RPORG10**  
 10 FT. x 2 3/8" O.D.  
**RPORG12**  
 12 FT. x 2 3/8" O.D.

**NOTE: THESE POSTS MUST SHIP TRUCK LINE.**

**Round Posts and Brackets**



- ◆ For mounting sign to 2 3/8" O.D. or 3" O.D. round post.
- ◆ Single or back to back brackets and closure caps are available.



(Set of 2) Single Bracket **RPBZ238** for 2 3/8" O.D. Post  
**RPBZ300** for 3" O.D. Post

(Set of 2) Back to Back Bracket **RPBZBB832** for 2 3/8" O.D. Post

(Set of 2) U-Bolt Clamps  
**RPBZUBCLAMP238**  
 for 2 3/8" O.D. Post Bracket  
**RPBZUBCLAMP3**  
 for 3" O.D. Post Bracket



**RPBRPCLCAP**  
 Closure Cap

**RPBRPCDC250**  
 Dome Cap

**Round Post Break-A-Way Systems**

**Round Post Anchor Plate**

Solve your round post anchoring problem with these anchor plates designed to keep post from turning and reducing the need for concrete.



**BA080APLATE238**  
 Fits 2 1/8" - 3" Diameter Posts  
 7.75" X 6.0"  
 0.3 Lbs Net Wt.

**RH141HEXSETTER**  
 Driver For Screws

**RH141HEX**  
 Self Tapping Metal Screw  
 (2 Required)



POZ-LOC® Socket System - a simple, cost effective way to install small signs without digging, concrete, threading, or nuts and bolts. Simple to use, a socket assembly includes a 27" socket & wedge. *Post is not included.*

**RPORZPOZLOCSW**  
 for 2 3/8" O.D. Post

**Square Posts**

Upright Post		Base Post/ Sleeves	
Part #	Size	Part #	Size
<b>RP0SG0814175</b>	8' 14 Gauge 1.75"	<b>RP0SG03122</b>	3' 12 Gauge 2.00"
<b>RP0SG1014175</b>	10' 14 Gauge 1.75"	<b>RP0SG0312225</b>	3' 12 Gauge 2.25"
<b>RP0SG1214175</b>	12' 14 Gauge 1.75"	<b>RP0SG0151225</b>	1.5' 12 Gauge 2.50"
<b>RP0SG08142</b>	8' 14 Gauge 2.00"	<b>RP0SG025122</b>	2.5' 12 Gauge 2.00"
<b>RP0SG10142</b>	10' 14 Gauge 2.00"	<b>RP0SG035122</b>	3.5' 12 Gauge 2.00"
<b>RP0SG12142</b>	12' 14 Gauge 2.00"		
<b>RP0SG051215</b>	5' 12 Gauge 1.5"		
<b>RP0SG0512175</b>	5' 12 Gauge 1.75"		

**NOTE: POSTS TALLER THAN 8' MUST SHIP TRUCK LINE.**

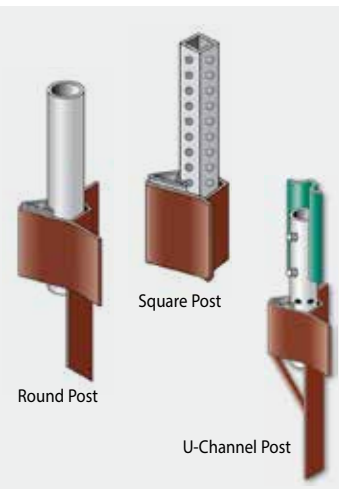


- ◆ Superior torsional strength with easy, safe installation by hand or with power equipment.
- ◆ Convenient sign mounting before installation.
- ◆ Versatile, 4-sided sign mounting, at any height.
- ◆ Punched full length with 7/16" holes on 1" centers.
- ◆ Fast and economical replacement of damaged posts.
- ◆ Re-usable materials.
- ◆ FHWA-approved yielding capability.
- ◆ Other sizes, gauges, & lengths available.

**Square Post Hardware & Break-A-Way Systems**

**V-Loc Post Anchors**

*Models available for concrete, asphalt or soil installation to fit a variety of post types and sizes.*



- ◆ **Flush Mount** helps prevent vehicle rollovers.
- ◆ **NCHRP 350 APPROVED** allows product to breakaway when hit by vehicle.
- ◆ **Guaranteed Reusability** saves time and money for customer.
- ◆ **Stabilizer Bar & Bolt** for anti-twist and turning.
- ◆ **Yield and release method** allocates time for post to pop up, allows drivers to drive thru.

**Breakaway Anchor Installation**

A POZ-LOC® Performance Post anchor can be driven into the ground first, allowing crews to work at ground level for quicker, cost-effective installations or replacement of damaged signposts.



**RPBSP175PCAP**  
**RPBSP2PCAP**  
 Pyramid Cap

**RHBCORNERBOLT25**  
 Corner bolt to mount top post to base post. (up to 2.5") Choose a nut from page 20.



**Drive Rivets**



Universal Head Drive Rivet  
**RHRDRIVEA38E125NS**  
 Super Economy Aluminum  
 (Nylon Washer NOT included)

**RHRDRIVEA38E125W**  
 Economy Aluminum  
 (Nylon Washer included)  
 Colors to Match  
 Sheeting Available



Universal Head Drive Rivet  
**RHRDRIVES38P140N**  
 Premium Steel  
 (Nylon Washer NOT included)

**RHRDRIVEA38P140W**  
 Premium Aluminum w/Steel Pin  
 (Nylon Washer included)



Flush/Tapered Head Drive Rivet  
**RHRDRIVE(A/S)38P140W**  
 Premium Aluminum or Steel  
 (Nylon Washer included)  
 Colors to Match  
 Sheeting Available

Flush/Tapered Head Drive Rivet  
**RHRDRIVE(A/S)38P140WL**  
 Premium Aluminum or Steel  
 (Long Shank, Nylon Washer included)

POSTS • BRACKETS • HARDWARE



# Drive Caps & Post Drivers • Pullers

★ U-CHANNEL   ★ SQUARE   ★ ROUND   ★ UNIVERSAL



**RPEDMHDH8**  
One Man Post Driver  
Heavy Duty  
65" Long - 66 Lbs.  
3 5/8" I.D.

**RPEDCHRP100**  
Steel 2 3/8"  
Round Post  
Drive Cap - 3 Lbs

**RPEDCH30100**  
Steel 2# U-Channel  
Drive Cap - 4.5 Lbs

**RPEDCH17BIGBOYDRIVE**  
Big Boy 3-4# U-Channel  
Drive Cap - 18 Lbs

**RPEDCHDRCAP2145SQ**  
Drive Cap for 2.25" & 2.5"  
Square Post

**RPEDCHDRCAP2005SQ**  
Drive Cap for 2" Square Post

**RPEPH7**  
Jack Base and  
Heavy Duty Handle  
(Puller Not Included)

**RPEPH4A**  
Detachable Puller  
Use with  
RPEPH7

**RPEPUJACK**  
U-Jack U-Channel  
Square Post Puller  
(Detachable puller  
NOT required)

**RPEPEZCRANK**  
E-Z CRANK POST PULLER  
Pull post, including post mounted  
in concrete, out of the ground with  
no effort and no mess.  
(Detachable puller NOT required)

**RPEPPL3**  
Hydraulic Post  
Puller Jack

# Super-Lok Premium Brackets



SUPER-LOK Premium Brackets - 5 1/2" slot includes hardware for Flat (F) or Extruded (X) sign blades.

ORDER Individually or in Boxes of 50\*  
\* 45° Universal comes 100/box

**RPB990F**  
**RPB990X**  
Crosspiece

**RPB457F**  
**RPB457X**  
45° Universal  
\*(100/box)

**RPB91UF-NU180**  
**RPB91UX-NU180**  
180° U-Channel Cap

**RPB91UF-OL90**  
**RPB91UX-OL90**  
90° U-Channel Cap

**RPB922F**  
**RPB922X**  
Round Post Cap  
2 3/8" OD

**RPB975QF** **RPB975QX**  
2" Square Post Cap  
**RPB1345QF** **RPB1345QX**  
1 3/4" Square Post Cap

# 12" Jumbo Brackets



**RPB412CF**  
**RPB412CX**  
Crosspiece (10/box)

**RPB412UFOL90**  
**RPB412UXOL90**  
90° U-Channel Cap  
U-Channel (30/box)

**RPB412UFNU180**  
**RPB412UXNU180**  
180° U-Channel Cap  
U-Channel (30/box)

**RPB412RF**  
**RPB412RX**  
Round Post Cap (25/box)  
2 3/8" OD

**RPB412SQF**  
**RPB412SQX**  
2" Square Post Cap(30/box)  
**RPB4125QF134**  
**RPB4125QX134**  
1 3/4" Square Post Cap (30/box)

# Rok-Pruf Econo Brackets



**RPB390**  
Crosspiece

**RPBROKPRUF1**  
180° U-Channel Cap

**RPBROKPRUF2**  
Round Post Cap 2 3/8" OD

ROK-PRUF Econo Brackets 3 3/8" Slot for Flat Blades. Includes hardware.



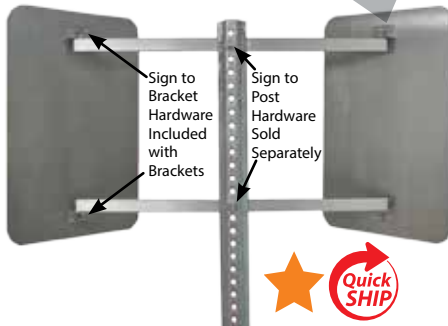


U-CHANNEL SQUARE ROUND UNIVERSAL



**CHEVRONS**  
Add Visibility to High Risk Areas

For Maximum Visibility use Fluorescent Yellow Chevrons. Call for a quote.



Item #	Description
RPBCAB2	Chevron Adjustable Bracket Fits 12x18, 18X24 & 24X30 Chevrons
RPBCAB3	Chevron Adjustable Bracket Fits 24X30 & 30X36 Chevrons
S1824W18(H)A	18" x 24" Chevron Sign
S2430W18(H)A	24" x 30" Chevron Sign
RPOCG123	12FT • 3LB Galvanized U-Channel Post
RHB51625C	5/16" X 2 1/2" Zinc Carriage Bolt
RHW516NYLON	5/16" Nylon Washer
RHN516VPA	5/16" Breakaway Vandal Proof Nut
BA080(H) (YE)0330BM	3" x 30" Brite-Max Reflector

## Miscellaneous Brackets



Code F = Flat Blade Code X = Extruded Blade



**RPB827F  
RPB827X**  
4"X4" Wood Post



**RPBM317F  
RPBM317X**  
Decorative Top Finial



**BA080SAVER**  
3" X 3" Chain link Fence Bracket Sign Saver



Installing **Sign Savers** between the sign and the U-Channel Post prevents bending of signs from over tightening.

## Bracket Hardware • Tools



**RHBHP76** - Button Head Vandal Resistant Bolt (100/Box)



**RHBSK56** Standard Set Screw (100/Box)



**RHBSSK56** Stainless Steel Set Screw (100/Box)



**RHBPRP38** Center Pin Set Screw (100/Box)

May Be ORDERED Individually



**RHBVPA12** - 12 Point Vandal Resistant Bolt (100/Box)



**RHBVPA12T43** 12 Point Tool For RHBVPA12



**RHBSSKT100** Allen Wrench Tool For Set Screws and RHBHP76



**RHBSSKF100** Allen Wrench Tool For Set Screws and RHBHP76

## Parking Lot Flexible Sign Posts

### Sta-Rite Flexible Sign Posts

**RPOFPSISR(B)078F** - with Bollard | **RPOFPSISR(N)078F** - NO Bollard  
**RPOFZISMFBK** - Fixed Black Base (Sold Separately)

- ◆ For permanent use within parking lots and garages or where occasional bumping by vehicles can damage traditional signposts causing costly repairs or replacement.
- ◆ Post is constructed of white powder coated aluminum typically 78" (6.5') long with a Fixed Base Mounting Style. Other lengths and mounting styles also available.
- ◆ Outer optional yellow bollard is a durable plastic which prevents bumper damage to metal post and simulates a formidable concrete barrier for added conspicuity.
- ◆ Asphalt, concrete, or in-ground installation. (Bases Sold Separately)
- ◆ Unit has a reactive spring assembly that allows the signpost to be bumped by vehicles, rebound, and return upright.
- ◆ Complete with two (2) brackets and required bracket hardware.
- ◆ Post black cap is included.
- ◆ Supports signs up to: • AL 12" x 18" • HDPE up to 18" x 24"



### X-Tube Flexible Sign Posts RPOFPSPXTUBEWH(XXX)

**RPOFPSPZXTUBEBASE** - Surface Mount Base (Sold Separately)


**RPOFZPXTUBEBASE800QR** - Quick Release Pin

- ◆ Lightweight, durable plastic sign posts bend when struck, return to vertical and won't damage vehicles like steel posts.
- ◆ The white X-Tube Post is a 1.75" square post supported by two internal, corner-to-corner reinforcing cross beams. Choose from the two most common lengths (084) 84"/7' or (096) 96"/8' or inquire about custom lengths.
- ◆ Made from UV-stabilized polymers, the posts offer superior impact resistance and withstand all weather conditions.
- ◆ Accepts both the X- and Y-Tubes or 1.75" square steel tube and locks securely in place with a simple bolt or quick-release pin.



POSTS • BRACKETS • HARDWARE

# Brackets for Signal or Utility Pole Mounting



**RPBCT800**  
24" Long Flat or Extruded  
Cantilever Wing Bracket (15/Box)

Strap or Bolt to Post or Wall



**RPBCT8**  
14.5" Long  
Flat or Extruded  
Cantilever Wing Bracket  
(10/Box)



**RPBCT4**  
4.5" x 2.5" Flat Blades  
Bell Wing Bracket  
(50/Box)



Bell Wing Bracket  
**RPBCTBW12** - 12" (50/Box)  
(Requires single strap)  
**RPBCTBW18** - 18" (50/Box)  
**RPBCTBW24** - 24" (25/Box)  
Sign attaches with 5/16" bolts.  
Hardware NOT Included.

Bracket Hardware & Tools Sold Separately



**RHSLA**  
Snap Lock Assembly



**RHBSKT100**  
Allen Wrench Tool  
For Set Screws  
and RHBHP76



**RHSSH8**  
5/16"  
Stainless Steel  
Nut




**RHSSK56**  
Stainless Steel  
Set Screw  
(100/Box)



**RHSSHB516**  
5/16"x18x3/4"  
Stainless Steel  
Bolt

# Stainless Steel Strapping Kits & Tools

## Buckle Bracket Kit



BACK

FRONT

**RHSBB7**  
Each kit contains everything needed, including hardware, to mount 1 sign to a post that is 4" - 12" in diameter.

## Snap Lock Assembly



**RHSLA**  
Snap Lock Assembly  
1/2" X 38" strap fits post from 1 3/4" to 12 1/4" in diameter.

Screw type hose clamp style for sign mounting.  
Needs only a screwdriver to tighten.

## Build Your Own Kit



**RHSSBPLUS4**  
Plus 4 Sign Bracket  
For Posts Over 4" in Diameter



**RHSSBMINUS4**  
Minus 4 Sign Bracket  
For Posts 4" in Diameter or Less



**RHSSBC**  
Cantilever Sign Bracket



**RHSS3420** 3/4"x.020"x200"  
**RHSS3425** 3/4"x.025"x100"  
**RHSS3430** 3/4"x.030"x100"  
Stainless Steel Strapping



**RHSSHB3465**  
Buckle for .030" or thicker strapping



**RHSSHWS06**  
Wing Seal for .025" or thinner strapping



**RHSSH8** 5/16"  
Stainless Steel Nut  
(Only required for cantilever bracket)



**RHSSHB516**  
5/16"x18x3/4"  
Stainless Steel Bolt



**RHSSBC**  
Cantilever Sign Bracket

CHOOSE  
Stainless Steel Bracket  
and ADD Nuts & Bolts  
to attach signs.

\*2 brackets needed to mount 1 sign to a post.

**RHSSBPLUS4**  
Plus 4 Sign Bracket  
For Posts Over 4" in Diameter



**RHSSBMINUS4**  
Minus 4 Sign Bracket  
For Posts 4" in Diameter or Less

5/16" x 18 x 3/4"  
Stainless Steel Bolt (Just the right length to fit the threaded PLUS 4 or Minus 4 Bracket)



**RHSSHB516**  
5/16"x18x3/4"  
Stainless Steel Bolt



**RHSSH8** 5/16"  
Stainless Steel Nut  
(Only required for cantilever)

Special Stainless Steel Alloys Available for Saltwater Environments. Call for Details

## Strapping Tools



**RHSSTMODEL1**  
Strap Cutter



**RHSSTMODELP1**  
Ratchet Type Strapping Tool

**RHSSTMODEL001**  
Spinner Type Strapping Tool



# Brackets for Overhead Span Wire Mounting



- ◆ Made from cast aluminum
- ◆ Recommended for Traffic Signs ONLY - up to 24" x 30"
- ◆ Mounts on cables up to 3/8"
- ◆ Unassembled



Allows Sign to Swing Freely in the Wind.

Sign Length	Number of Brackets	Inset Distance from Edge of Sign
up to 42"	1	centered
42" - 66"	2	3"
67" - 84"	2	6"
85" - 102"	2	12"
103" - 120"	2	16"
over 120"	3	centered & 16"



- ◆ Made from plated steel and aluminum
- ◆ 3-Way adjustable (rather than swivels, etc)
- ◆ Mounts on cables up to 3/8"
- ◆ Pre-assembled for quick installation



RPBOHCPCSWING  
HEAVY-DUTY

• IN STOCK •  
May Be ORDERED Individually or in a Box of 10


- ◆ Heavy-duty, 4 and 8 gauge steel
- ◆ 3-way adjustable
- ◆ Net weight 4.8 lbs.
- ◆ Mounts on cables up to 3/8"
- ◆ Pre-assembled for quick hassle free installation



# Overhead Mast Arm "Mast-o-Brackets"



HEAVY-DUTY



## Main Cable Mount Assembly

**RPBOHMWCMZ8214** - The main assembly is the bracket at the center of the Mast-O-Bracket system.

## Cable Assembly

**RPBOHMWCMZ8213** - (2 required per mount)  
Length: 50" including threaded connector, 1.5" long 3/8"-16 TPI and 1.375" long 5/16" HEX. Nylon locking nut with washer provided. Free end of cable welded to prevent fraying.

## Sign Mounting Clamp

The number of sign mount clamps are determined by the length of sign and should be spaced accordingly. Refer to chart (shown at left).

**RPBOHMWCMZ8300** - 8" Sign Mounting Clamp for using 12" signs with the Mast-o-Bracket.

**RPBOHMWCMZ8301** - 16" Sign Mounting Clamp for using 18" or larger signs with the Mast-o-Bracket.

## Schedule 40 Pipe (1.5" Diameter - No Slot)

**RPBOHMWCMZP24** - 24" long pipe for up to 36" sign

**RPBOHMWCMZP36** - 36" long pipe for 37" - 48" sign

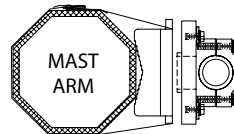
**RPBOHMWCMZP40** - 40" long pipe for 49" - 66" sign

**RPBOHMWCMZP60** - 60" long pipe for 67" - 84" sign

**RPBOHMWCMZP72** - 72" long pipe for 85" - 96" sign

**RPBOHMWCMZP84** - 84" long pipe for up to 97" - 120" sign


KIT ITEM #	Fits Signs Sizes	Main Cable Mount Assembly KIT QTY	50" Cable Assemblies KIT QTY	1.5" diameter Schedule 40 Pipe LENGTH	16" long Sign Mounting Clamps KIT QUANTITY
RPBOHMWCM30036	up to 36"	1	2	24" long	2
RPBOHMWCM30048	37" - 48"	1	2	36" long	2
RPBOHMWCM30066	49" - 66"	1	2	40" long	2
RPBOHMWCM30084	67" - 84"	1	2	60" long	4
RPBOHMWCM30096	85" - 96"	1	2	72" long	4
RPBOHMWCM30120	97" - 120"	1	2	84" long	4



## Attachment to Mast Arm Options:

Use Stainless Steel Cables with Hardware provided in kits. Other cable lengths available. All kits come unassembled. Call for quote.

# Overhead Mast Arm Brackets



MEDIUM-DUTY

RPBOHCOM88

- ◆ Medium-Duty, made from plated steel and aluminum
- ◆ Use stainless steel strapping for mounting (sold separately)
- ◆ Pre-assembled for quick hassle free installation
- ◆ May be ordered individually or in a box of 10

MORE Brackets, Strapping, Hardware & Tools Available

RHSLA  
Snap Lock  
Assembly



RHSS3430  
3/4"x.030"x100'  
Stainless Steel  
Strapping

## Pavement Marking Stencils

Symbols		
Stock#	Legend	Size
RPMS111A	HANDICAP SYM	42" x 33"
RPMS111	HANDICAP SYM	36" x 24"
RPMS112	HANDICAP SYM	18" x 12"
RPMS116A	"R" FOR RAILROAD	6'
RPMS117A	"X" FOR RAILROAD	20' (for 6' R)
RPMS124	FIRE HYDRANT & ARROW	18" x 33"
RPMS125A	PED XING SYM	36" x 60"
RPMS125B	BIKE LANE SYM	24" x 48"
RPMS126	BIKE LANE SYM	40" x 60"
RPMS126A	BIKE TRAIL SYM	65" x 40"
RPMS126C	BICYCLE DIAMOND	36" x 72"
RPMS120	STOP BAR	8' x 16"
RPMS120A	STOP BAR	8' x 24"

Arrows		
Stock#	Legend	Size
RPMS118	CURVED	8'
RPMS118A*	CURVED/STRAIGHT	12.75'
RPMS119	STRAIGHT	9.5'
RPMS114	CURVED	6'
RPMS115	CURVED/STRAIGHT	6'
RPMS113	STRAIGHT	6'

\* Sets RPMS118 AND RPMS119 are required to make full set of Item RPMS118A



Unlike wood, aluminum and other stencils, these plastic stencils will not break, warp, bend, crease, or load up with paint.

- ◆ Conforms to MUTCD specifications
- ◆ 1/8" thick heavyweight poly-vinyl
- ◆ Stencils roll-up for quick shipping
- ◆ Lightweight and Easy to transport
- ◆ Will not warp out of shape
- ◆ Fast easy cleanup, paint breaks and falls away by flexing and tapping a hard surface
- ◆ Call for Stencil Quote



**SAVE Time, Money & Clean-up!**

**Letters • Numerals**  
Specify individual characters, words or phrases. Words and phrases are produced on a solid piece of material.

Stock #	Size
RPMS104L	4"
RPMS106L	6"
RPMS110L	10"
RPMS112L	12"
RPMS124L	24"
RPMS148L	48"
RPMS196L	96"

## Inverted Tip Marking Paints, Wands and Machines

### Water Based Marking Paint

Unleaded • APWA Approved • Cap-On Spray Mechanism

Stock#	RPMPITIPWB(XX)
<b>Colors (XX):</b> (RE) Brilliant Red APWA (WH) Brilliant White APWA   (BBL) Flo Caution Blue (FOR) Flo Orange   (FPI) Flo Pink (FROR) Flo Red/Orange   (FPU) Flo Purple (FGR) Flo Safety Green   (FRE) Flo Safety Red (OR) Orange   (YE) Utility Yellow APWA	

### Solvent Based Marking Paint

More durable than water based paint • Unleaded  
APWA Approved • Cap-On Spray Mechanism

Stock#	RPMPITIPSB(XX)
<b>Colors (XX):</b> (BK) Asphalt Black   (BL) Blue APWA (FBL) Flo Blue   (FPI) Flo Hot Pink (FGR) Flo Neon Green   (FOR) Flo Orange (FROR) Flo Red/Orange   (FRE) Flo Safety Red (GR) Green APWA   (YE) Hi Vis Yellow APWA (RE) Red APWA   (WH) Utility White APWA (PU) Flo Purple	

### Marking Chalk

More permanent than water based paint • Unleaded

Stock#	RPMPITIPMC(XX)
<b>Colors (XX):</b> (BU) Blue   (GR) Green   (OR) Orange (RE) Red   (WH) White   (YE) Yellow	

### Athletic Field Striping Paint

Water Based • VOC Compliant • Unleaded

Stock#	RPMPITIPAFSA(XX)
<b>Colors (XX):</b> (WH) White   (YE) Yellow (OR) Orange   (FLOR) Flo Orange	

### Pavement Striping Paint

30 Minute Dry Time • VOC Compliant • Unleaded

Stock#	RPMPITIPPS(XX)
<b>Colors (XX):</b> (CUBK) Cover-Up Black (FRE) Fire Lane Red   (HBU) Handicap Blue (HWH) Highway White   (HYE) Highway Yellow	



**MULTIPLE CASE DISCOUNT**



- ◆ 20 oz. Krylon Cans
- ◆ Sold by Case (12 Cans/Case)



### Pavement Striping Machine

RPMPITIPPSM

- ◆ Makes 2"-4" Line
- ◆ 18 gauge steel
- ◆ 7" Wheels
- ◆ Stores a full case of paint



### APWA Uniform Color Code

- ◆ **White:** Proposed Excavation
- ◆ **Pink:** Temporary Survey Markings
- ◆ **Red:** Electric Power Lines, Cables, Conduit and Lighting Cables
- ◆ **Yellow:** Gas, Oil, Steam, Petroleum or Gaseous Materials
- ◆ **Orange:** Communication, Alarm or Signal Lines, Cables or Conduit
- ◆ **Blue:** Potable Water
- ◆ **Purple:** Reclaimed Water, Irrigation and Slurry Lines
- ◆ **Green:** Sewers and Drain Lines

### Athletic Field Striping Machine

RPMPITIPAFSM

- ◆ 18 gauge steel
- ◆ 10" Wheels
- ◆ Stores a full case of paint







- ✓ Superior daytime visibility
- ✓ High reflectivity at night
- ✓ Reinforced toughness
- ✓ Extended season productivity
- ✓ Easy application



## 380 ES Series Extended Season High Performance Tape

**Solid Non-Linered:** RPMTRA380IES - white | RPMTRA381IES - yellow  
 Sizes: 20 yds (48") | 30 yds (4", 5", 6", 8", 10", 12", 16", 18", 24") | 80 yds (8") | 100 yds (4", 5", 6")

**Solid Non-Linered:** RPMTRA385IES - black Sizes: 25 yds (4", 6", 8", 12", 24")  
**Contrast Non-Linered:** RPMTRA380IES5 - white | RPMTRA381IES5 - yellow  
 Sizes: 50 yds (7", 8", 9", 11" includes 1/2" black border)

- ◆ May be applied in temperatures as cool as 40 degrees F.

## 380 AW Series ALL Weather High Performance Tape

**Solid Non-Linered:** RPMTRA380AW - white | RPMTRA381AW - yellow  
 Sizes: 20 yds (48") | 25 yds (4", 5", 6", 8", 10", 12", 16", 18", 24") | 60 yds (8") | 70 yds (4", 5", 6")

**Contrast Non-Linered:** RPMTRA380AW5 - white | RPMTRA381AW5 - yellow  
 Sizes: 50 yds (7", 8", 9", 11" includes 1/2" black border)

- ◆ Includes "extended season" adhesive for application during normal season, or during early/late season with surface prep adhesive.

## 270 ES Series Intersection Durable Tape

**Solid Non-Linered:** RPMTR270ES - white | RPMTR271ES - yellow  
 Sizes: 20 yds (48") | 30 yds (4", 6", 8", 12", 16", 18", 24", 36") | 100 yds (4", 6")

- ◆ Exceptionally durable, long-lasting visibility, ideal for intersections.

## 710 Series Wet Reflective Removable Tape

**Solid Non-Linered:** RPMTRA710 - white | RPMTRA711 - yellow  
 Sizes: 20 yds (48") | 40 yds (4", 6", 8") | 120 yds (4", 5", 6")

**Contrast Non-Linered:** RPMTRA7105 - white | RPMTRA7115 - yellow  
 Sizes: 65 yds (7", 8", 9" includes 1/2" black border)

**Solid Non-Linered:** RPMTRA715 - black Sizes: 40 yds (6", 8") | 120 yds (6", 8")

- ◆ Designed to perform for the duration of a normal construction season.
- ◆ Superior adhesion and conformability, fast and easy to apply and remove, and eliminates grinding.

## 380IES Series • 380AW Series • 270ES Series • 710 Series Pre-Cut Legends, Symbols and Arrows

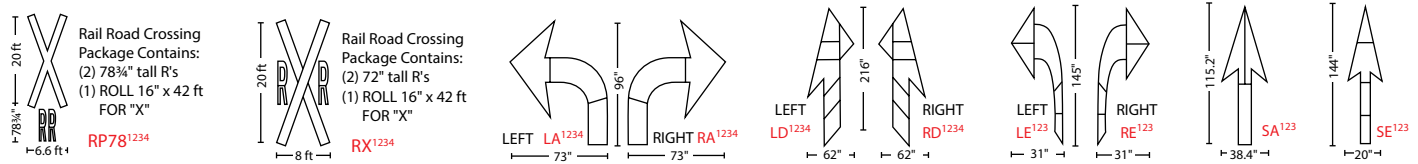

Symbols, Letters, Arrows Code

RPMTRMSL(XXXX)(XX)

1234 indicates availability in Series

Series Code

380IES<sup>1</sup> • 380AW<sup>2</sup> • 270ES<sup>3</sup> • 710<sup>4</sup>



## Reflective Glass Beads Construction Grade Pavement Tape



**BEST PRICE**  
40 Bag Pallet

### RPMBEAD

- ◆ "Drop On" Glass Beads
- ◆ AASHTO Type I Specifications
- ◆ 50 Lb. Bags



Raised Pavement Markers available see page 28



RPMTRFOL200W0450 White  
 RPMTRFOL200Y0450 Yellow

Reflective temporary construction grade pavement tape withstands tough weather and road conditions. 4" X 50 yards

# 3M™ Raised Pavement Markers



## SERIES 290

- ◆ Apply with standard bitumen and epoxy adhesives.
- ◆ Durable, lightweight, molded-in body color thermoplastic.
- ◆ Highly reflective Diamond Grade™ microprismatic optics.
- ◆ Long-life visibility, particularly at night and in wet weather.
- ◆ Apply to asphalt or concrete surfaces in non-snowplow regions.
- ◆ Impact and abrasion resistant.
- ◆ Increase awareness with an added rumble effect.
- ◆ 100 per carton. In-Stock colors available individually.




## SERIES 290 with PSA

- ◆ Applied with pressure sensitive adhesive.
- ◆ Designed for application on asphalt and portland cement concrete road surfaces.
- ◆ These markers provide highly effective, long-life visibility, particularly at night and in wet weather.

## 4" Traffic Buttons




**6" & 8" Ceramic Buttons AVAILABLE Below**



**RPMMTD10500(W)N** White  
**RPMMTD10500(Y)N** Yellow  
**RPMMTD10500(B)N** Black

- ◆ Raised hexagon pattern increases strength and adhesive surface area.
- ◆ Buttons made from polypropylene
- ◆ White (W), Yellow (Y), and Black (B)

## Chip Seal Temp Markers



**RPMMC(W)** 1 Way **RPMMC(WW)** 2 Way

- ◆ Polyurethane body allows marker to straighten itself after impact.
- ◆ Reflective surface is protected by clear plastic cover
- ◆ Marker comes with adhesive attached
- ◆ White (W) or Yellow (Y), 1-way or 2-way
- ◆ 500/Box (Sold in box quantities only)



## Ceramic Traffic Buttons & Jiggle Bars

**Non-Reflective Ceramic Markers** are maintenance-free and feature a heat fired glazed surface that promotes self-cleaning and excellent daytime visibility.



**Retro-Reflective Ceramic Markers** combine the power of brilliant night time visibility with a self cleaning glazed surface for exceptional daylight visibility.



Oval Button  
**RPMMCBO4WN**  
 Non-Reflective  
 Material: Ceramic  
 Color: White  
 Size: 4"



Jiggle Bar  
**RPMMJJB6WN**  
 Non-Reflective  
 Material: Ceramic  
 Color: White  
 Size: 6"x 6"




Jiggle Bar  
**RPMMJJB6YN**  
 Non-Reflective  
 Material: Ceramic  
 Color: Yellow  
 Size: 6"x 6"



Jiggle Bar  
**RPMMJJB6W** -White  
**RPMMJJB6Y** -Yellow  
 Retro-Reflective 1-Way  
 Material: Ceramic  
 Size: 6"x 6"



Jiggle Bar  
**RPMMJJB6WW** -White  
**RPMMJJB6YY** -Yellow  
 Retro-Reflective 2-Way  
 Material: Ceramic  
 Size: 6"x 6"



Round Button  
**RPMMCB(X)WN**  
 Non-Reflective  
 Material: Ceramic  
 Color: White  
 Sizes(X): 4", 6" or 8"



Round Button  
**RPMMCB(X)YN**  
 Non-Reflective  
 Material: Ceramic  
 Color: Yellow  
 Sizes(X): 4", 6" or 8"



Round Button  
**RPMMCB(X)WW**  
 Retro-Reflective 1-Way  
 Material: Ceramic  
 Color: White  
 Sizes(X): 6" or 8"



Round Button  
**RPMMCB(X)YY**  
 Retro-Reflective 2-Way  
 Material: Ceramic  
 Color: Yellow  
 Sizes(X): 6" or 8"



Round Button  
**RPMMCB4YYY**  
 Retro-Reflective 2-Way  
 Material: Ceramic  
 Color: Yellow  
 Size: 4"



Round Button  
**RPMMCB4WW**  
 Retro-Reflective 1-Way  
 Material: Ceramic  
 Color: White  
 Size: 4"



# 3M™ Snow Plowable Pavement Markers



Snowplow Marker Casting	
Stock#	Description
RPMMZ1H1010HP	1.91" Tall   High Profile   Box of 10
RPMMZ1H1010LP	1.75" Tall   Low Profile   Box of 12
RPMMZ1SL150	1.5" Tall   Box of 12

Series 190	
Applications: Spot Delineation	
Performance Features: Dry/Wet Reflectivity	
Stock#	Description (100/Box)
RPMM190W	1-Way WHITE
RPMM190WR	2-Way WHITE/RED
RPMM190WW	2-Way WHITE/WHITE
RPMM190WY	2-Way WHITE/YELLOW
RPMM190Y	1-Way YELLOW
RPMM190YR	2-Way YELLOW/RED
RPMM190YY	2-Way YELLOW/YELLOW

Markers install into snow plowable castings. Cast Iron Housings SOLD SEPARATELY. Markers provide highly effective, long-term nighttime and wet reflective visibility in snow plow regions.

- ◆ Prismatic lens with abrasion-resistant coating
- ◆ Engineered polycarbonate body and lens; durable, impact- and weather-resistant
- ◆ Diamond Grade™ microprismatic optics provide wet and/or dry reflectivity and increases driver preview time
- ◆ For application in both asphalt and concrete road surfaces



Series 194	
Stock#	Description (600/Box)
RPMM194W	1-Way WHITE
RPMM194Y	1-Way YELLOW

Series 198	
Applications: Long Lines, Ramps, Gore Markings and Curbs	
Performance Features: Wet Reflectivity	
Stock#	Description (100/Box)
RPMM198W	1-Way WHITE
RPMM198WR	2-Way WHITE/RED
RPMM198WW	2-Way WHITE
RPMM198Y	1-Way YELLOW
RPMM198YR	2-Way YELLOW/RED
RPMM198YY	2-Way YELLOW/YELLOW

## Rumble Strips



- ◆ Physical and audible warning
- ◆ 4" X 24" x 1/2"
- ◆ 1.25 lbs
- ◆ Unique grip system for improved adhesion (drawing shown below)
- ◆ Made from a specially formulated glass filled polymer
- ◆ Adhere with marker adhesive



**RPMRSTRIP** Yellow Rumble Strip  
**RPMRSTRIPWH** White Rumble Strip

## Recycled Rubber Speed Bumps & Parking Curbs



- ◆ Made of 100% recycled rubber tires
- ◆ Embedded reflective glass beads
- ◆ Removable, flexible, durable
- ◆ Installs with 14" rebar spikes (1/2" masonry bit required)

Stock#	Description	Size	Spikes	Weight
RPMRRS848	Speed Bump	4' x 2.25" x 11"	3	35 lbs.
RPMRRS872	Speed Bump	6' x 2.25" x 11"	5	52 lbs.
RPMRRPC6YL	Yellow Parking Curb	6' x 6" x 4.25"	4	36 lbs.
RPMRRPC6WH	White Parking Curb	6' x 6" x 4.25"	4	36 lbs.
RPMRRPC6BL	Handicap Blue Parking Curb	6' x 6" x 4.25"	4	36 lbs.
RPMRRRSPIKE	Rebar Spike Pointed	14"		1.22 lbs.



## Marker Adhesives

Stock#	Description	# Markers
RPMABITUMEN	Adhesive Bituminous - 55# Carton	165
RPMMAPOXYKITGAL02	Adhesive Epoxy Kit - 2 Gallon (1 ea A/B)	200
RPMMAPOXYKITGAL10	Adhesive Epoxy Kit - 10 Gallon (5 ea A/B)	1000
RPMMAPOXYKITQ02	Adhesive Epoxy Kit - 2 Quart (1 ea A/B)	50
RPMMAPOXYKITTUBE	Adhesive Epoxy Tube Kit (1 ea A/B)	8-12
RPMABUTYLPAD(XX)	Adhesive Butyl Single Pad - Sizes: (44) 4" x 4" (88) 8" x 8"   (8ROUND) 8" Diameter Round	1
RPMABUNDYZADHS	Bundy Thermoplastic Adhesive Sealer for Concrete 13 oz Spray Can	
RPMABUNDY(XX)5BOX	Bundy Thermoplastic Adhesive Size: 5" x 5"   Colors: (BK) Black   (BU) Blue (WH) White   (YE) Yellow	140

Stock#	Description	# Markers
RPMASBUNDYGY0239BOX	Super Bundy Thermoplastic Adhesive Size: 2" x 29"   Color: Grey	80
RPMASBUNDYGY8BOX	Super Bundy Thermoplastic Adhesive Size: 8" x 8"   Color: Grey	80
RPMAHOTSPOTBK5	Hotspot Thermoplastic Adhesive Size: 5" x 5"   Color: Black	1
RPMAHOTSPOT(XX)5BOX	Hotspot Thermoplastic Adhesive Size: 5" x 5"   Colors: (BK) Black   (BU) Blue (WH) White   (YE) Yellow	150
RPMAHOTSPOTBK8BOX	Hotspot Thermoplastic Adhesive Size: 8" x 8"   Color: Black	150

# Ground Mount Flex Delineators & Markers



## Dual-Flex (DF)

Used on trails, secondary roads, or as an emergency 911 marker.

**RPOFDGGDF(##)(XX)**

**Lengths (##):**

(62) 62" | (66) 66" | (72) 72"

**Colors (XX):**

(BR) Brown | (WH) White | (YE) Yellow



## Hiway-Flex (HF)

Ideal for areas with frequent vehicle impacts in areas such as interstate ramps.

**RPOFDGGHF(##)(XX)**

**Lengths(##):**

(62) 62" | (66) 66" | (72) 72"

**Colors (XX):**

(WH) White | (YE) Yellow



## Flex-Tough (FT)

Design with a thicker middle for easier installation into hard soil.

**RPOFDGGFT(##)(XX)**

**Lengths (##):**

(62) 62" | (66) 66" | (72) 72"

**Colors (XX):** (BL) Blue | (GR) Green  
(OR) Orange | (RE) Red | (WH) White  
(YE) Yellow | (PU) Purple



## Boundary Survey (BS)

Economical survey marker is designed for marking trails and boundaries.

**RPOFDGGBS(##)(XX)**

**Lengths (##):**

(60) 60" | (66) 66" | (72) 72"

**Colors (XX):** (OR) Orange



## Sign Post (SP)

Strongest marker to withstand increased wind loads from holding larger signs.

**RPOFDGGSP(##)(XX)**

**Lengths(##):** (66) 66" | (72) 72" | (78) 78"

**Colors (XX):**

(BR) Brown | (WH) White



## Tri-Flex (TF)

Use as a roadway delineator or as a marker for buried utilities.

**RPOFDGGTF(##)(XX)**

**Lengths(##):** (62) 62" | (66) 66" | (72) 72"

**Colors (XX):** (BL) Blue | (BR) Brown (GR) Green | (OR) Orange | (RE) Red  
(PU) Purple | (WH) White | (YE) Yellow

## Optional Anchors



### Fiberglass Anchor

**RPOFDGGZAGAI** - For stability in soft or sandy conditions. Includes (1) one pre-installed fiberglass anchor.

### Fiberglass Anchor Kit

**RPOFDGGZAGAK** - Includes (10) ten anchors plus rivets for installation onto flexible markers.

### Rivet Gun

**RHRBALMGUN** - For installation of anchors to flexible markers with kit rivets.

### U-Channel Post Anchor

**RPOFDGGZAUPOST** - For easier installation in hard soil conditions. Includes (1) one 18" U-Channel anchor. Includes hardware.

# PAVEMENT MARKINGS

## Boundary Marker

Use Boundary Survey, Flex-Tough or Tri-Flex Markers for marking property.

## Boundary Decals

**RPOFDGGZD(R/V)(XX)**

(R) Engineer Grade Prismatic

(V) Non-Reflective Vinyl

**Legends (XX):**

(WPSM) Witness Post Survey Marker


(PB) Property Boundary

(ROW) Right of Way



## Recreation Decals Standard & Customized Decals Available

Available for agencies such as National Park Service, Bureau of Land Management, Corps of Engineers, Department of the Interior, Fish and Wildlife Service, NOAA, Bureau of Indian Affairs, and National Forest Service. *Call for details.*



## 911 Marker

Flex-Tough, Dual-Flex and Tri-Flex Markers are ideal as an emergency 911 marker.

## 4" Reflective Die Cut Series B Letters & Numbers

**DC(E/H)WHS04B**  
(E) Engineer Grade Prismatic or (H) High Intensity Prismatic



## Reflective Decals

Add on White or Yellow Reflective Sheeting Decals in 4 standard sizes and 3 sheeting types.

**RPOFDGGZRS(R)(X)(###)**

**Colors (X):**

(W) White | (Y) Yellow

**Sizes (####):**

(0303) 3" x 3" | (0306) 3" x 6"

(0309) 3" x 6" | (0312) 3" x 12"

**Reflective Sheeting (R):**

(E) Engineer Grade Prismatic

(H) High Intensity Prismatic

(D) VIP Diamond Grade

## Fiberglass Snow Pole Markers

Composite fiberglass snow poles improve roadway demarcation for motorists and snow removal crews.

**RDSNOWGR(XXX)(##)**

**Thickness (XXX):** (316) 3/16" | (38) 3/8"

**Lengths (##):** (60) 60" | (72) 72" | (84) 84" | (96) 96"



## Snow Pole Decals

**RDSNOWGZDV(XX)**

(WL) Water Line

(SM) Survey Marker

(TC) Telephone Cable

(WM) Water Meter

(SFM) Sewage Force Main

(B) Boundary

## Fire Hydrant Marker

Use Flex-Tough, Dual-Flex and Hiway-Flex Markers as a Fire Hydrant Marker to locate hydrants in low visibility areas.

## Fire Hydrant Decal

**RPOFDGGZD(R/V)FH**

(R) Engineer Grade

(V) Non-Reflective Vinyl



**Installation & Removal Tools Also Available. Call for Details.**





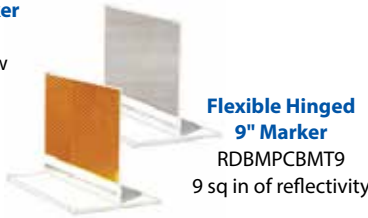
## Barrier Mount Delineators



**Barrier Marker B-1**  
RDBMB1  
7 sq in of reflectivity




**JD Cube Marker**  
RDBMJD  
3" h x 5 1/2" w



**Flexible Hinged 9" Marker**  
RDBMPCBMT9  
9 sq in of reflectivity




**Flexible Hinged 12" Marker**  
RDGRDFT | 12 sq in of reflectivity



**Barrier Marker 9**  
RDBMPCBM09  
9 sq in of reflectivity



**Barrier Marker 12**  
RDBMPCBM12  
12 sq in of reflectivity



**Barrier Marker - 15**  
RDBMPCBM15  
15 sq in of reflectivity



**Barrier Marker - L16**  
RDBMPCBML16  
16 sq in of reflectivity



**Little Dog**  
RDBMLITTLEDOG  
72 sq in of reflectivity



**Big Dog**  
RDBMBIGDOG  
96 sq in of reflectivity

- ◆ Barrier delineators provide effective guidance at night, in low light and adverse weather conditions.
- ◆ All barrier wall delineators shown are designed to meet or exceed MUTCD specifications.
- ◆ Yellow and White delineators shall be the same color as the roadway edge lines. Red delineators are for wrong way warning. Orange delineators are for construction work zones.
- ◆ Please specify single or double faced and sheeting color/type when placing order.



## Center Mount Delineators

3.25" Plastic Back with Center Mounting Hole



RD1314BW White  
RD1314BR Red  
RD1314BY Yellow



BA080HYE0505D BA080HWH0505D

Aluminum with HIP reflective



BA080HYE0404D BA080HWH0404D BA080HYE0408D BA080HWH0408D

## Guardrail Mount Delineators

**W-Beam/Butterfly Style Reflectors** - Mounts inside guardrail channel.

Choose Single or Double Faced with White or Yellow Reflective combinations.  
721 - Glue On



**3.25" Round Steel** RDGRD18  
**3.25" Round Poly** RDGRDAGR  
**Butterfly Steel** RDGRD567  
**Butterfly Poly** RDGRD(717/721)



**Straight Guardrail Reflector Post Mount** - RDGRP  
Mounts to wood or steel guardrail posts.

- ◆ Body Color: White
- ◆ 2 sizes available: 4" x 15" and 3" x 13"
- ◆ (H) HIP Reflective Sheeting: - Colors: White, or Yellow - Single or double faced



**Guardrail Flex Post Mount** - RDGRPF  
Attaches to guardrail posts. Capable of withstanding impacts from wide loads, overhanging maintenance equipment, mowers, etc.

- ◆ Post Colors: Yellow, White, Grey
- ◆ Sizes: 3" x 27" and 4" x 27"
- ◆ Profiles: 3" Dual Curve or 3" or 4" Single Curve
- ◆ (H) HIP Reflective Sheeting: - Sizes: 3" x 8" and 3" x 12" - Colors: White, Yellow, or Orange



**I-Beam Flex Hinge** - RDGRDFR  
Fits over steel I-beam guardrail posts.

- ◆ Sizes: 3" or 4" ◆ Hinges: 2 styles
- ◆ (H) HIP Reflective Sheeting: - Colors: White, or Yellow - Single or double faced



**S-Flex Hinge** - RDGRDSFLEX  
Mounts to wood or steel guardrail posts.

- ◆ Reflective Size: 4" x 8.745"
- ◆ (H) HIP Reflective Sheeting: - Colors: White, or Yellow - Single or double faced





Choose from one of the 3 most popular Tubular Markers

- ◆ **RPOFDSNTM236WH2W**  
White Body/White Sheeting
- ◆ **RPOFDSNTM236WH2Y**  
White Body/Yellow Sheeting
- ◆ **RPOFDSNTM236YE2Y**  
Yellow Body/Yellow Sheeting



**Standard Features:**

Surface Mount Base w/One Pin System, 2.25" OD tube, 36" tall Marker and 2 HIP reflective bands.

or use one of our Easy Order Checklist found below to customize your order.



Tubular Markers and Tube Delineators are highly visible, day or night and remains flexible at extreme temperatures, and returns upright after impact. Approved by most state DOT's.



Ground Mount Tube Delineator



Surface Mount Tube Delineator



Ground Mount Tubular Marker



Surface Mount Tubular Marker

## Easy Order Checklist - Standard Options

Follow the steps below to build your own standard tubular marker or tube delineator to suit your specific needs.

### STEP 1 Choose a Mounting Style

- Ground Mount Base** - 2-Part System: 1. Drivable Ground Anchor and 2. Replaceable Flex Delineator
- Surface Mount Base** - One Pin System: Simple installation base is included with replaceable tube for low maintenance cost.

### STEP 2 Choose a Tube Style

- Tubular Marker** - 2.25" OD tube for use as a channelizing device. Comes with 2 HIP reflective stripes.
- Tubular Marker** - 3" OD tube for use as a channelizing device. Comes with 2 HIP reflective stripes. (available in 36" height only)
- Tube Delineator** - 2.25" OD tube for use as a delineator. Comes with 3" x 8" HIP reflective decals.
- Tube Delineator** - 3" OD tube for use as a delineator. Comes with 3" x 10" HIP reflective decals. (36" height only)

### STEP 3 Choose a Height

Height: 28" 36" 42" 48"

### STEP 4 Choose a Tube Color

Body Color:  White  Yellow  Orange

### STEP 5 Choose HIP Reflective Color

**Tube Delineators**

Side 1:  White  Yellow  Orange

Side 2:  NONE  White  Yellow  Orange

**Tubular Markers**

2 Bands:  White  Yellow

Orange

## In accordance with MUTCD Tubular Markers versus Tube Delineators

**Delineator:** a retroreflective device mounted on the roadway surface or at the side of the roadway in a series to indicate the alignment of the roadway, especially at night or in adverse weather.

**Tubular Markers** may be effectively used for emphasis of pavement marking patterns including • opposing lane dividers of traffic • dividing traffic when two or more lanes are kept open in the same direction • channelizing traffic in exit only applications • urban turn restrictions • indicating changes of alignment in the roadway • delineating edge of pavement drop off where space limitations do not allow the use of larger systems.

- ◆ Shall be made of a material that can be struck without causing vehicle damage.
- ◆ Day and low speed roadways (40 MPH or less). Requirements: 18" minimum height with at least (1) one 3" retro-reflective stripe.
- ◆ Night and high speed roadways (45 MPH or higher) Requirements: 28" minimum height with (2) two retro-reflective stripes that are between 2" - 3" wide.
- ◆ Channelizer Stripes shall begin 2" from the top and have 2" - 6" between stripes
- ◆ Marker Tube Diameter shall be a minimum of 2" with 2" - 3" outside diameters being the most common.
- ◆ Tubular Markers shall have permanently affixed bases or have weighted portable bases.
- ◆ Lane separators shall be crashworthy.
- ◆ In TTC work zones, Tubular Markers should only be used where space restrictions do not allow more visible devices.

**Helpful Hint:**


- ◆ White Reflective Sheeting separates same direction traffic flow or supplements right edge white lines.
- ◆ Yellow Reflective Sheeting separates opposite direction traffic flow or supplements left edge yellow lines.

# Tubular Markers & Tube Delineators



Patented reactive spring system allows markers to withstand multiple impacts. The premium level of durability translates into an extended life cycle, decreased product maintenance costs, and reduced labor/personnel service demands.

**IMPACT recovery SYSTEMS™**



Tube Delineators

Tubular Markers

## PART 2: Easy Order Checklist - Mounting Bases



## PART 1: Easy Order Checklist - Premium Tops

Follow the steps below to **build your own multi-purpose premium tubular marker or tube delineator** to suit your specific needs.

### STEP 1 Choose a Tube Style

- Tubular Marker** - 2.375" OD tube for use as a channelizing device. Short squeezed top keeps out weather and debris. Comes with 2 bands of HIP reflective stripes.
- Tube Delineator** - 2.375" OD tube is flattened into a long squeezed top for use as a delineator. Comes with 1 or 2, 3" x 12" HIP reflective decals.

*NOTE: The 2.375" Multi-Purpose Post is most commonly used with 3" and 4" Tuff Post also available.*

### STEP 2 Choose a Height

Height:  36"  48"

### STEP 3 Choose a Tube Color

Body Color:  White  Yellow  Orange

### STEP 4 Choose a HIP Reflective Color

#### Tube Delineators

Side 1:  White  Yellow  Orange

Side 2:  NONE  White  Yellow  Orange

#### Tubular Markers

2 Bands:  White  Yellow

Orange

### STEP 5 Choose a Mounting Style

Mounting Style:  Fixed  Quick Release  Drivable



*Features Impact Recovery System's exclusive patented, anti-twist reactive spring system.*

#### Bases & Accessories for Quick Release Mounting Style

- Quick Release Base** - Surface Mount  
Body Color:  Black  Yellow  White
- Recessed Base** - High Profile for Asphalt
- Recessed Base** - Low Profile for Concrete
- Portable One Base** - 100% Recycled Rubber
- Anchor Kit** includes 4 lag screws (installs 1 base)  
*See Marker Adhesives on page 29 for alternate anchor systems.*
- Quick Release Replacement Pin**
- Quick Release Lane Separator** - 40" long  
Curb Style:  Tuff Curb  Tuff Curb XLP  
Body Color:  White  Yellow  
Reflectors:  2-Way Red/White  1 Way White  
 2-Way White/White  2-Way Yellow/Yellow

- Lane Separator Tuff Curb End Cap** - 18" long  
Body Color:  White  Yellow

- Lane Separator Tuff Curb XLP Coupler** - 12" long  
Body Color:  White  Yellow

#### Bases & Accessories for Fixed Mounting Style

- Fixed Base** - Surface Mount Body Color:  Black  Yellow  White
- Anchor Kit** includes 4 lag screws (installs 1 base)  
*See Marker Adhesives on page 29 for alternate anchor systems.*
- Fixed Lane Separator** - 40" long  
Curb Style:  Tuff Curb  Tuff Curb XLP  
Body Color:  White  Yellow  
Reflectors:  2-Way Red/White  1 Way White  
 2-Way White/White  2-Way Yellow/Yellow

- Lane Separator Tuff Curb End Cap** - 18" long  
Body Color:  Yellow  White

- Lane Separator Tuff Curb XLP Coupler** - 12" long  
Body Color:  Yellow  White

#### Bases for Drivable Mounting Style

- Drivable Base** - Ground Mount


PAVEMENT MARKINGS



# Facility Signs



Made from .040" aluminum with a painted finish, and corner holes for wall mount.



ISS0710A230



ISS0710A231



ISS0710A232



ISS0710A233



ISS0710A234



ISS0710A235



ISS0710A220



ISS1014A225



ISS1014A226



ISS1014A227



ISS1014A210



ISS1014A211



ISS1014A212



ISS1014A204



ISS1014A205



ISS1014A206



ISS1014A207



ISS1014A200



ISS1014A201



ISS1014A202



ISS1014A203



ISS0424A215

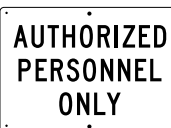


ISS0424A216




ISS0424A217

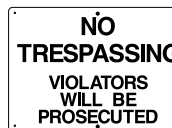
.040" Aluminum non-reflective signs are less expensive than reflective which makes them ideal for private properties. 6 pre-punched holes included.




ISS1420AP401



ISS1420AP402



ISS1420AP403



ISS1420AP404



ISS1420AP405



ISS1420AP406



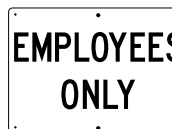
ISS1420AP407



ISS1420AP408



ISS1420AP409



ISS1420AP410



ISS1420AP411



ISS1420AP412



ISS1420AP413



ISS1420AP414



ISS1420AP415



ISS1420AP416



ISS1420AP417




ISS1420AP418



ISS1420AP419



ISS1420AP420



ISS1420AP421

OSHA • FACILITY SIGNS





# 14" x 10" OSHA Signs

OSHA signs are available on non-reflective .040" aluminum (A) or stick on decal (S) material.



ISS1014 (A or S) 1(XXXX)



ISS1014 (A or S) 2(XXXX)



ISS1014 (A or S) 3(XXXX)



ISS1014 (A or S) 4 (XXXX)



ISS1014 (A or S) 5(XXXX)



**10" Wall Mount Bracket**

Bent at a 90° Angle for 14"X10" Sign with Industrial Safety Punch and Radius.

**POSTED No Trespassing Signs**

**S1209P409H**

- ◆ 12 1/4" Wide
- ◆ High Intensity Prismatic Sheeting

**S1209P410H**

- ◆ 2 Nail Holes For Easy Mounting

**Product Code Explanation**

**ISS 1014 X # XXXX**

- Industrial Safety Code
- Legend Code 79 available
- Choose Header 1, 2, 3, 4, or 5 Specify when ordering

14" x 10" sign  
10" x 7" &  
20" x 14" also available

A - .040" Non-Reflective Aluminum available  
S - Vinyl Stick on Decal

**Match a Header above with a Legend below:**

Code	Legend	Code	Legend
0010	ACETYLENE	0420	HOT
0020	ACID	0430	KEEP AISLES CLEAR
0030	AMMONIA	0440	KEEP GATE CLOSED
0040	ASBESTOS - CANCER & LUNG DISEASE HAZARD - AUTHORIZED PERSONNEL ONLY - RESPIRATORS & PROTECTIVE CLOTHING	0450	KEEP THIS AREA CLEAN
0050	AUTHORIZED PERSONNEL ONLY	0460	KEEP THIS DOOR CLOSED
0060	BE CAREFUL	0470	KEEP THIS PLACE CLEAN AND ORDERLY
0070	BURIED CABLE	0480	LOW HEADROOM
0080	CAUSTIC	0490	NO ADMITTANCE
0090	CHEMICAL STORAGE AREA, KEEP OUT	0500	NON-POTABLE WATER - NOT FOR DRINKING OR COOKING USE
0110	CHLORINE	0510	NO SMOKING
0120	CONSTRUCTION AREA	0520	NO SMOKING BEYOND THIS POINT
0130	CRANE WORKING OVERHEAD	0530	NO SMOKING MATCHES OR OPEN FLAME
0140	DIESEL FUEL	0540	NO SMOKING OXYGEN IN USE
0150	DO NOT BLOCK DOOR	0550	NO TRESPASSING
0160	DO NOT ENTER	0560	OPEN HOLE
0170	DO NOT ENTER UNLESS WEARING SAFETY EQUIPMENT	0570	OPEN PIT
0180	DO NOT LIFT MORE THAN YOU ARE ABLE	0580	OUT OF ORDER
0190	DO NOT OPERATE MACHINERY WITHOUT GUARDS	0590	POISON
0200	EAR PROTECTION REQUIRED BEYOND THIS POINT	0600	POISON GAS
0210	EAR PROTECTION REQUIRED IN THIS AREA	0610	REPORT ALL ACCIDENTS NO MATTER HOW SMALL TO YOUR FOREMAN
0220	EMERGENCY SHOWER	0620	REPORT ALL UNSAFE CONDITIONS TO YOUR FOREMAN
0230	EMERGENCY SHOWER/EYEWASH	0630	RESPIRATORS REQUIRED IN THIS AREA
0240	EXPLOSIVE GAS NO SMOKING	0640	RESTRICTED AREA
0250	EXPLOSIVES	0650	SLIPPERY WHEN WET
0260	EYE AND EAR PROTECTION MUST BE WORN IN THIS AREA	0660	STEP DOWN
0270	EYE PROTECTION REQUIRED BEYOND THIS POINT	0670	STEP UP
0280	EYE PROTECTION REQUIRED IN THIS AREA	0680	SULFURIC ACID
0290	EYEWASH FOUNTAIN HERE	0690	THE SAFE WAY IS THE BEST WAY
0300	FLAMMABLE	0700	THERE IS NO SUBSTITUTE FOR SAFETY
0310	FLAMMABLE GAS	0710	THIS MACHINE STARTS AUTOMATICALLY
0320	FLAMMABLE LIQUIDS	0720	USE HANDRAIL
0330	FLAMMABLE MATERIAL NO SMOKING	0730	WALK, DON'T RUN
0340	FLOOR SLIPPERY WHEN WET	0740	WATCH OUT FOR FORKLIFT TRUCKS
0350	FOOT PROTECTION REQUIRED BEYOND THIS POINT	0750	WATCH YOUR STEP
0360	GASOLINE	0760	WEAR GOGGLES, RUBBER GLOVES, AND APRON WHILE HANDLING ACIDS OR CAUSTICS
0370	HARD HAT AREA	0770	WEAR GOGGLES WHILE USING THIS MACHINE
0380	HARD HAT PROTECTION REQUIRED BEYOND THIS POINT	0780	WET FLOOR
0390	HAZARDOUS MATERIAL STORAGE AREA	0790	WHEELS MUST BE CHOCKED WHEN LOADING OR UNLOADING
0400	HIGH PRESSURE GAS LINE		
220	HIGH VOLTAGE		
0410	HIGH VOLTAGE KEEP OUT		


**79 STANDARD LEGENDS AVAILABLE**

**OSHA • FACILITY SIGNS**



# Cones & Cone Bars

- Traffic Cones**
- ◆ Flexible Bright Fluorescent Orange or Lime PVC
  - ◆ Many Sizes and Reflective Collars available
  - ◆ Some sizes require minimum quantity order, please inquire for details.



**Cone Bars provide an Instant Barrier in Seconds!!**

RSPCCZCB6OW - Orange/White  
RSPCCZCB6YB - Yellow/Black



- ◆ Use on Cones and Knob-top Delineators
- ◆ Extends from 3.8'-6'
- ◆ Ultra lightweight - 1.35 lbs.
- ◆ Engineer Grade Reflective
- ◆ Made from ABS Plastic
- ◆ Reusable



**Cone Holder**  
RSPCCZHOLDER

- ◆ Size: 6.75" w x 22" h
- ◆ Vehicle Bumper Mount for 18" and 28" Cones.
- ◆ Ideal for utility and fire trucks.
- ◆ Holds no more than ten (10) 18" cones or five (5) 28" cones.
- ◆ Hardware not included.



## Caution Tape • Marking Flags • Barricade Sheeting



RSP710(X)

- ◆ 3 mil : 3" x 1000' Poly barrier tape provides warning of temporary safety hazard
- ◆ Economical, strong, and disposable
- ◆ Legends (X):  
(A) Caution Caution  
(B) Police Line Do Not Cross  
(F) Caution Do Not Enter
- ◆ Other sizes and legends



RSP950(XX)

- ◆ 4" x 5" - 21" Wire staff
- ◆ Glo Colors (XX): (OR) Orange, Green (GR), (PK) Pink, (YL) Yellow, and (BL) Blue (*min qty of 100*)
- ◆ Other colors, sizes, and custom printed flags available (*min qty of 1,000*)



- ◆ 50 Yard Rolls
- ◆ Engineer Grade (E) in 6" or 8" widths
- ◆ High Intensity Prismatic (H) in 8" wide
- ◆ Specify 4" (4) or 6" (6) stripe and right (R) or left (L) slant where appropriate

50 Yard Roll Part #	Width & Type	Stripe Width	Colors
RSHCN8117(L)60650	6" (E)	6"	O/W
RSHCN8117(L)40850	8" (E)	4"	O/W
RSHCN8117(L)60850	8" (E)	6"	O/W
RSH333(6)(L)0850	8" (H)	6"	O/W
RSHCN8115(L)60850	8" (E)	6"	R/W
RSHCN515(L)60850	8" (H)	6"	R/W



## Stacker Cone

- ◆ 42" tall cones are in the driver's line of sight
- ◆ Easily Stackable for Storage
- ◆ Slotted handle is ideal for caution tape
- ◆ Recycled rubber base: 16 lbs or optional sand fillable base up to 16 lbs.
- ◆ Size: 42" H x 9.8" W Weight: 3 lbs.
- ◆ NCHRP-350 Accepted and Meets MUTCD Standards

RSPCC42PSO46  
Standard

RSPCC42PSBASEP  
(at left) Sand fillable base up to 16 lb.



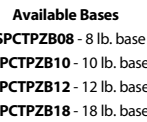
RSPCC42PSBASER  
16 lb. base

Specifications	Standard	Additional Options Available
Color	Orange	Yellow
Stripe Width	1 each 4" and 6" HIP	NONE
Stripe Color	White	4" Blue and 6" Green on Yellow Cone
Base	16 lbs Rubber	Sand Fillable up to 16 lbs



## Open Top Delineator

- ◆ Quick and easy set-up
- ◆ Reflective Bands, 2 each - 3" or 4" wide
- ◆ Flange on bottom grabs base for tight fit, 5.375" diameter
- ◆ Post Diameter: 4"
- ◆ Recycled rubber bases: 8 lbs, 10 lbs, 12 lbs, and 18 lbs
- ◆ 2 Sizes: 42" H - weight 1.7 lbs  
28" H - weight 1.1 lbs
- ◆ NCHRP-350 Accepted and Meets MUTCD Standards



Available Bases  
RSPCTPB08 - 8 lb. base  
RSPCTPB10 - 10 lb. base  
RSPCTPB12 - 12 lb. base  
RSPCTPB18 - 18 lb. base

Specifications	Standard	Additional Options Available
Height/Weight	42" / 1.7 lbs	28" / 1.1 lbs
Reflectivity	ENG	NONE -or- HIP -or- DG
Band (Stripe Width)	2 each - 3"	2 each - 4"
Base	8 lbs	10 lbs, 12 lbs, 18 lbs
Handle	NONE	Upgrade to the Claw Delineator



## Gemstone™ Vertical Panel

- ◆ Oversized handle with comfort grip
- ◆ Designed to withstand repeated impacts with minimal damage to vehicles or unit
- ◆ Recessed panel protects reflective sheeting, 8"W x 24" H, 34" H, OR 36" H
- ◆ Flashing light mounting receptacle
- ◆ Available in orange and white
- ◆ Solid recycled rubber bases with carrying handles come in two sizes: 20 lbs. and 30 lbs.
- ◆ Size: 15.4"W x 45" H Weight: 4 lbs.
- ◆ NCHRP-350 Accepted and Meets MUTCD Standards

RSPCV08244ORE  
Standard



RSPCVBASE20  
20 lb. base



RSPCVBASE30  
30 lb. base



The handle is easy to grab even with the light attached



Sidewall design adds strength and durability



## The Watchtower™ Delineator

- ◆ Strong handle has ergonomic grip - dome cap provides strength and durability - easy placement and pick-up
- ◆ String caution tape through handle
- ◆ Two sizes: 42" (47.6" H with handle) 28" (33.6" H with handle)
- ◆ Recessed areas accept two bands of sheeting - protects retroreflective sheeting from rips and scratches
- ◆ Bright orange for visibility
- ◆ Flange on bottom grabs base for tight fit
- ◆ Recycled rubber bases, 8, 10, 12, & 18 lbs.
- ◆ NCHRP-350/MASH Accepted and Meets MUTCD Standards

RSPCTPC42E3  
Standard



Available Bases  
RSPCTPB08 - 8 lb. base  
RSPCTPB10 - 10 lb. base  
RSPCTPB12 - 12 lb. base  
RSPCTPB18 - 18 lb. base



Great for Caution Tape



Strong Handle

Specifications	Standard	Additional Options Available
Color	Orange	White
Reflective Area	8" x 24"	8" x 34"-or- 8" x 36"
Stripe Size	4" for 8" x 24", 6" for 8" x 34" and 8" x 36"	4" for 8" x 34" and 8" x 36"
Reflectivity	ENG	HIP -or- DG
Base	20 lbs	30 lbs
Stencil	NONE	Name or Logo on Plastic Panel or Molded into Base

Specifications	Standard	Additional Options Available
Height	42" (47.6" with handle)	28" (33.6" with handle)
Reflectivity	ENG	NONE -or- HIP -or- DG
Band (Stripe Width)	2 Each - 3"	2 Each - 4"
Rubber Base	8 lbs.	10 lbs., 12 lbs. -or- 18 lbs.
Handle	The Watchtower	No Handle, Open Top Delineator available for slightly less money



## Channelizers



### Knob-Top 4" Delineator

- ◆ Height 45" x Width 4"
- ◆ Knob Top for easy handling
- ◆ Accepts cone bars
- ◆ Caution tape wraps around knob
- ◆ Support rings around reflective bands for added tape protection
- ◆ Made from low density polyethylene Fluorescent Orange plastic
- ◆ 8 lb. base is standard and included in price, other sizes available upon request.

RSPCTJK42H08



### Channelizer Cone

- ◆ Plasticade Navicade Brand
- ◆ High Density Polyethylene
- ◆ 4 - 6" Tall High Intensity Orange and White Reflective stripes
- ◆ 3 lbs. / 49.25" H x 7.6" W
- ◆ 16 lb. Recycled rubber base included in 6" HIP version.
- ◆ Unique handle is easy to grab even with flashing light or sign attached
- ◆ Stackable with or without base for easy transportation or storage
- ◆ Molded-in holes for mounting lights and signs
- ◆ NCHRP-350 Accepted/Meets MUTCD Standards

RSPCC42NH4616  
16 lb. base



30 lb. base (below)

Specifications	Standard	Additional Options Available
Stripe Width	4 Each - 6"	4 Each - 4" -or- 1 Each - 4" and 6"
Reflectivity	HIP	DG -or- DG/HIP Combo -or- ENG
Base	16 lbs.	30 lbs.
Stencil	NONE	Name or Logo Molded into Base

## Channelizer Traffic Drums



Light Ledge keeps lights upright  
Comfort Grip Handle



Tire Locking Ring™ is textured to inhibit rotating  
RSPCD100HI46  
RSPCD100ZBTIRE

- ◆ Plasticade Econocade II Brand
- ◆ High density plastic
- ◆ 4 - 6" Tall High Intensity Orange and White Reflective stripes
- ◆ 8 lbs. / 40.02" H x 22.94" W
- ◆ Tire Locking Ring™
- ◆ 25 lb. Recycled tire base, order separately.
- ◆ Comfort grip handle for secure, easy pick-up
- ◆ Innovative "light ledge" keeps light upright
- ◆ Thick walls make this drum rugged and durable
- ◆ NCHRP-350 Accepted/Meets MUTCD Standards

Specifications	Standard	Additional Options Available
Stripe Width	(2) 6" Orange / (2) 6" White	(2) 4" Orange / (2) 4" White
Reflectivity	HIP	DG -or- ENG
Density	HIGH	LOW
Base	Tire Ring	Sand Fillable - requires purchasing another model
Stencil	NONE	Molded in Name or Logo

## Type I & II Barricades



TYPE I - Standard  
RSPB1PMPC1WHE0806



TYPE II - Standard  
RSPB1PMPC2WHE0808



Purchase barricades fully assembled or as component parts.

Names can be stenciled on blank panels for identification.

Leg hinge hole accepts 1/2" light mounting bolt

### Combocade™ Type I and Type II Barricade

- ◆ Steel leg barricade with your choice of aluminum, plastic, or plywood boards
- ◆ Boards and legs can be replaced, legs can be repaired
- ◆ 45" steel legs, 14 gauge thickness, galvanized - white powder coated finish available by special order
- ◆ Plastic boards are strong and dense, will not bend, warp, crack, splinter, or peel
- ◆ Bolt holes are molded into the plastic boards
- ◆ Dimensions: 24.4" W x 42.6" H | Board Sizes Available: 8" x 24" and 12" x 24"
- ◆ NCHRP-350 Accepted/Meets MUTCD Standards



Specifications	Standard	Additional Options Available
Reflectivity	ENG	HIP -or- DG
Reflective Area Type I Barricade	8" x 24" Top Panel	12" x 24" Top Panel
Reflective Area Type II Barricade	8" x 24" Top Panel 8" x 24" Bottom Panel	12" x 24" Top Panel 8" x 24" Bottom Panel
Usage	Type I or Type II Barricade	Safety Signage
Stencil	NONE	Recommended for Type I Only
Purchase Option	Complete Barricade	Replacement Parts

## Econocade® Type I and Type II Barricade



RSPB1PPPE2WHE0808  
TYPE II

- ◆ One piece solid construction
- ◆ Size: 24.4" x 42.6"
- ◆ Easy to handle, pack, and transport.
- ◆ Rust free and impact resistant.
- ◆ Bottom rail can carry a sand bag.
- ◆ Two flashing light receptacles
- ◆ White in Stock. Also available in Orange, Yellow, Red, Blue and Green.
- ◆ NCHRP-350 Accepted and meets MUTCD Standards



RSPB1PPPE1WHE08  
TYPE I

The Econocade Barricade can be purchased in a variety of colors.



Specifications	Standard	Additional Options Available
Body Color	White	500 Piece Minimum: Orange, Red, Yellow, Green or Blue
Reflectivity	ENG	HIP -or- DG
Reflective Area Type I Barricade	8" x 24" Top Panel	12" x 24" Top Panel
Reflective Area Type II Barricade	8" x 24" Top Panel 8" x 24" Bottom Panel	12" x 24" Top Panel 8" x 24" Bottom Panel
Usage	Type I or Type II Barricade	Safety Signage
Stencil	NONE	Recommended for Type I Only

## Plasticade® Type I and Type II Barricade



RSPB1PPPL2WHH08  
TYPE II

- ◆ Premium Plasticade Barricade
- ◆ Withstands repeated impacts
- ◆ Molded-in handles with mounting holes for attaching flashing lights
- ◆ "Click lock" hinges for a positive interlock in the open position
- ◆ Internal ballasting, up to 10 lbs. of sand
- ◆ Sandbag bar (for additional weight)
- ◆ White in Stock. Also available in Orange and Yellow.
- ◆ All grades of reflective sheeting available.
- ◆ Stacking lugs keep units from sliding when stacked
- ◆ NCHRP-350 Accepted and meets MUTCD Standards



RSPB1PPPL1WHH08  
TYPE I



RSPB1PPPL2WHH12  
TYPE II



Add a Sign Sleeve to use as a sign stand



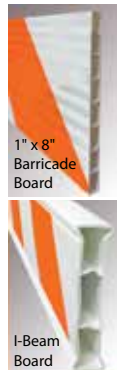
Stenciling Available

Specifications	Standard	Additional Options Available
Body Color	White -or- Orange	Yellow
Reflectivity	HIP	ENG -or- DG
Reflective Area Type I Barricade	8" x 24" Top Panel	12" x 24" Top Panel
Reflective Area Type II Barricade	8" x 24" Top Panel 8" x 24" Bottom Panel	12" x 24" Top Panel 8" x 24" Bottom Panel
Usage	Type I or Type II Barricade	Sign Stand with Sign Sleeve Option -or- Safety Signage
Stencil	NONE	Recommended for Type I Only

## Omni™ A-Frame Type I & II Barricade

- ◆ Perfect for crowd control and road closures
- ◆ Versatile Omni™ A-Frame accepts Plasticade® 1" x 8" Barricade Boards and I-Beam Boards
- ◆ 20% heavier than the Plasticade® A-Frame barricade leg with a solid wall design
- ◆ Stacking lugs for easy transportation and storage
- ◆ Flashing light mounting receptacle on each leg
- ◆ Use with one or two 1" x 8" boards

Specifications	Omni™ Package	I-Beam Board Package	Options Available
Leg	Omni™ A-frame	Plasticade A-frame	Omni™ A-frame (works with most board styles) -or- Plasticade A-frame (works with I-Beam Board Only)
Board	1" x 8" Barricade Boards of your choice, found on page 40	I-BEAM Board	1" x 8" Barricade Board -or- I-BEAM Board
Board Quantity		2	1 -or- 2
Length		8'	6', 8', 10', 12'
Reflective Sides	(I-Beam Boards also available, call for details)	2	1 -or- 2
Reflectivity		HIP	DG -or- ENG
Stencil	NONE	NONE	NONE -or- Custom Stencil
Purchase Option	Build a Custom Kit	Pre-Made Kit	Build a Custom Kit, Pre-Made Kit -or- Replacement Parts



### I-Beam Board Package RSPBAPAIK096DD2

(2) Plasticade A-Frame Legs and (2) 2" x 8" x 8' I-Beam Boards  
Use as a Type I Barricade (left) -or- as a Type II Barricade (right)



### Omni™ Package

RSPBAPA200 Build a Custom Kit with (2) Omni A-Frame Legs and 1" x 8" Barricade Boards of your choice, found on page 40.





# Type III Barricades

## Telespar® Breakaway System Kits



Breakaway Kit #1 (shown)  
Breakaway Kit #2 (same design but includes Quick Release Pins)

Kits allow quick removal of uprights from feet for short term or permanent placement. Easy to assemble and replace parts if necessary. Upright accepts a flashing barricade light. **Kits #1-3 Include:**

- ◆ (2) Two - 5' Telespar® Feet
- ◆ (2) Two - 5' Telespar® Uprights
- ◆ (2) Two - 6" Telespar® Stubs
- ◆ (1) One - Hardware Kit - Board to Square Post Upright
- ◆ NOTE: Kit #3 includes 2 complete Shear Pin Breakaway Kits

The Telespar® Square Posts shape provides superior wind load capabilities and inhibits warping. Galvanized, hot rolled high carbon steel. Pre-punched mounting 7/16" holes.



Breakaway Kit #3 (shown)

### Breakaway Kit #1 - RSPB3ZBUS1



- ◆ **Welded Riser Design**
- ◆ 14 gauge galvanized steel square post breakaway system
- ◆ 2" Feet & 1.75" Uprights

### Breakaway Kit #2 - RSPB3ZBUS1QR



- ◆ **Welded Riser Design w/ Quick Release Pins**
- ◆ 14 gauge galvanized steel square post breakaway system
- ◆ 2" Feet & 1.75" Uprights

### Breakaway Kit #3 - RSPB3ZBUS



- ◆ **Shear Pin Design**
- ◆ 12 gauge galvanized steel square post breakaway system
- ◆ 1.75" Feet & 1.5" Uprights

## Choose Options for Barricade Boards (sold separately from Breakaway Kits #1-3)



"LEFT" Stripes begin at the upper left side and slope downward to the lower right.



**Orange** - Temporary Traffic Control  
**Red** - STOP or Prohibition (Permanent)



"RIGHT" Stripes begin at the upper right side and slope downward to the lower left.



### RSPB3Z(XXX)S(X)M(S/D)(L/R)(OW/RW)6

- ◆ 1" thick x 8" wide plastic boards: extruded hollow core with internal walls for strength and durability.
- ◆ **Length (XXX):** (048) 4' | (072) 6' | (096) 8' | (120) 10' | (144) 12'
- ◆ **Sheeting (X):** (H) High Intensity Prismatic  
(E) Engineer Grade  
(D) Diamond Grade Sheeting
- ◆ **Sides (S/D):** (S) Single Sided or (D) Double Sided
- ◆ **Stripe Direction (L/R):** Right (R) or Left (L) or omit if (D)
- ◆ **Color (OW/RW):** (OW) Orange/White or (RW) Red/White



TOP SELLER Barricade Board	
<b>Length</b>	8' (96")
<b>Reflective Sides</b>	1 - Single Sided
<b>Reflectivity</b>	HIP
<b>Stripe Direction</b>	6" Left or Right Stripe
<b>Stripe Color</b>	Orange & White
<b>Stencil</b>	NONE

## More Kit Options, Parts & Accessories

Barricade Tape, see page 36.



### Angle Iron/ Telespar® Kits

The below components are also available as Kits. Kits include three barricade boards of your choice plus all the hardware needed for assembly.



**Angle Iron Uprights with Angle Iron Feet**  
RSPB3ZBUZAIU(L/R)  
1 (L) Left and 1 (R) Right Angle Iron Upright required per barricade



Telespar® Uprights with **Angle Iron Feet**  
RSPB3ZBUZAIIF



**Telespar Foot 2"**  
14 Gauge w/6" Riser  
RSPB3ZBUZTF




**Plasticade Volcano Rubber Base**  
for 1.75" square post  
RSPB3ZBUZRV



**Plasticade Power Posts**  
RSPB3ZBUZPPU

- Telespar® Uprights**  
RSPB3ZBUZTU60  
60" H | 1.75" tube | 14 Gauge  
RPOSG051215
- 60" H | 1.5" tube | 12 Gauge  
RPOSG0512175
- 60" H | 1.75" tube | 12 Gauge

**Crossmember Stabilizer Bar**  
1.75"/14 gauge for 8' Type III  
RSPB3ZBUZTC70



**T-Bracket**  
RSPB3ZBUZCHTB

**Hardware Kit** for T-Bracket and Crossmember  
RSPB3ZBUZCHTBH



**Quick Release Pin - 2"**  
RSPB3ZBUZTFHQRP2



**Board to Square Post Upright Hardware Kit**  
RSPB3ZBUZSPUH



## ALL Plastic Type III Barricades

### Plasticade® Break-Away

- ◆ Collapsible, lies flat for storage and transport
- ◆ Available with 5 board lengths: 1" x 8" boards, 4', 6', 8', 10' or 12' long
- ◆ Easier to transport, install, and store than wood or steel Type III Barricades
- ◆ Accepts two flashing lights
- ◆ Boards are available sheeted (one or both sides) or unsheeted
- ◆ Barricades are sold in kits with hardware included or as component parts
- ◆ NCHRP-350 Accepted, Meets MUTCD Standards



### Sentinel™

- ◆ Easy to assemble base consists of 2 pieces, upright and base, that snap together, no hardware required.
- ◆ Available with two board lengths: 1" x 8" boards, 4' or 6' long
- ◆ Boards can be purchased sheeted (on one or both sides) or unsheeted
- ◆ Base can be internally ballasted with sand, sandbags, or water in warmer climates
- ◆ NCHRP-350 Accepted, Meets MUTCD Standards



## Plasticade Safety Signage

**Easy-Fold Sandwich Boards** are a great option for Temporary Traffic Control when ease of use and portability are a must.

- ◆ Choose from 3 sizes and 3 colors: White, Yellow or Orange
- ◆ 51 Standard Legends; *Custom Legends also available.*
- ◆ Hassle-free, guaranteed, professional application available on legends.
- ◆ Available as a blank, single or double sided.
- ◆ Sheeting: High Intensity (H), Diamond Grade (D) or Engineer Grade (E)
- ◆ School Zone Sign Sheeting: FYG VIP only (D)
- ◆ May be internally ballasted with sand.



#### Narrowcade®

Holds signs 12"W x 24"H  
Dimensions: 45"H x 13"W  
Item #C165 Weight: 11 lbs.

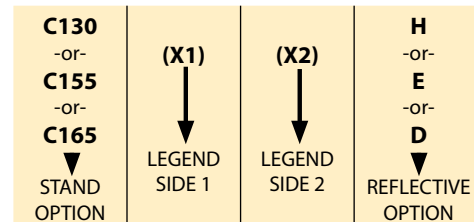
#### Minicade®

Holds signs 12"W x 24"H  
Dimensions: 36"H x 13"W  
Item C155 Weight: 10 lbs.

#### Signicade®

Holds signs 24"W x 36"H  
Dimensions: 45"H x 25"W  
Item C130 Weight: 18 lbs.

Specifications	Standard	Additional Options Available
Colors	White	Orange or Yellow
Reflectivity	ENG	HIP -or- DG
Usage	Barricade and Vertical Panel	Safety Signage
Flashing Light	NONE	Flashing Light attachment available



CODE	LEGEND/COLOR SCHEME	CODE	LEGEND/COLOR SCHEME	CODE	LEGEND/COLOR SCHEME	CODE	LEGEND/COLOR SCHEME
1005	10 MPH	1049	EXIT →	1102	PARKING LOT CLOSED	1162	STOP
1006	15 MPH	1016L	LEFT ARROW	1104	PARKING LOT FULL	1164	STOP FOR PEDESTRIANS IN CROSSWALK
1007	20 MPH	1016R	RIGHT ARROW	1120	ROAD CLOSED	1170	STOP POLICE CHECK POINT
1133	SLOW - Vertical	1073	← KEEP LEFT	1080	LANE CLOSED	1142	SLOW POLICE CHECK POINT AHEAD
1443	SLOW - Horizontal	1074	KEEP RIGHT →	1092	NO LEFT TURN	1177	STOP SOBRIETY CHECK POINT
1465	SLOW WORK ZONE AHEAD	1043	← DETOUR	1095	NO RIGHT TURN	1150	SLOW SOBRIETY CHECK
1147	SLOW SCHOOL ZONE AHEAD	1044	DETOUR →	1084	MEN WORKING	1148	SLOW SHERIFF CHECKPOINT
9278	SCHOOL CROSSING	1046	DO NOT ENTER	1086	MOWING AHEAD	1134	SLOW ACCIDENT AHEAD
1126	SCHOOL ZONE 10 MPH	1061	FUNERAL NO PARKING	1180	SURVEY CREW AHEAD	1136	SLOW EMERGENCY AHEAD
1127	SCHOOL ZONE 15 MPH	1093	NO PARKING	1190	TREE WORK AHEAD	1140	SLOW PEDESTRIAN CROSSING
1128	SCHOOL ZONE 20 MPH	1098	← PARKING	1191	UTILITY WORK AHEAD	1200	LEFT BARRICADE
1091	← NO EXIT	1099	PARKING →	1196	FLAGMEN AHEAD	1210	RIGHT BARRICADE
1048	EXIT	1100	↑ PARKING	1198	RESERVED		

# Barriers & Barricades

CONSTRUCTION WORK ZONE



Use Strongwall to create ADA compliant walkway



May be used as a longitudinal channeling device



## Strongwall ADA Pedestrian Barricade

- ◆ ADA Compliant, no trip hazard for pedestrians
- ◆ Meets or exceeds ADA Guidelines and MUTCD Standards
- ◆ Linking sections are made up of two pieces that securely fit together
- ◆ Top Wall - rugged polyethylene
- ◆ Bottom Base - 43 lbs. self weighted black base with carry handle. Stable in windy conditions, no sandbags needed!
- ◆ Modular system can be shaped to any layout and is quick and easy to install
- ◆ Anti-tamper linking system - difficult for unauthorized personnel to dismantle when linked
- ◆ Compact stacking lowers transport costs
- ◆ Available in orange or white with or without retro-reflective sheeting.

Single Section w/Base  
43" L x 15.5" w x 40" H  
Weight: 51 lbs.



Carry Handle

43 lb. Base Eliminates Sandbags


RSPCSWPSAW



Sheeting Area  
6" x 30"  
on both sides

ADA Compliant

RSPCSWPSZB  
Base Dimensions  
40.4" L x 15.5" W x 12" H



RSPCSWPSLW  
White

Sheeting Area  
6" x 30"  
on both sides

Single Section w/Base  
43" L x 15.5" w x 32" H Weight: 50 lbs.

Specifications	Standard	Additional Options Available
Color	Orange	White -or- Alternating Orange & White
Reflective Sides	2	1 on pedestrian side -or- 1 on outside
Reflectivity	NONE	HIP -or- ENG
Use of water or sand bags for stabilization	NONE: the base design eliminates the need	Fillable with 33# of water
Purchase Options	Strongwall and Base	Same inventory of bases can be used for ADA & LCD Strongwalls

## Strongwall LCD Longitudinal Channelizing Device

- ◆ Limits access to work zones- provides a continuous path for motorists and pedestrians with all the same standard features and base as the Strongwall ADA Pedestrian Barricade.

## Avalon Crowd Control Barrier

- ◆ Linking design creates secure, tamper free, connections - units adjust to uneven ground
- ◆ High visibility, anti-trip feet
- ◆ Panels on both sides for retro-reflective sheeting
- ◆ Holes for signs to be affixed
- ◆ Adjusts to uneven ground

Sheeting Area 5.5" x 51" on both sides



Single Section w/Feet  
79" L x 39.4" H Weight: 24 lbs.

Specifications	Standard	Additional Options Available
Color	Orange	Yellow, White -or- Blue
Reflective Sides	2	1 on pedestrian side -or- 1 on outside
Reflectivity	NONE	HIP -or- ENG
Stencil	NONE	3.9" x 21.65" area for stenciling -or- 3" x 3.5" are for numbering
Decals or Logos	NONE	In reflective, stencil -or- number area
Purchase Options	Complete Barriers	Replacement Feet



Standard Item# RSPCSPA0 (Shown Above)



NON CONDUCTIVE No Metal Used

## Safegate Manhole Guard

RSPCPCBSGMG



Single Unit  
29.5" L x 39.4" H  
Weight: 4.4 lbs.

- ◆ Ideal for Utility Work
- ◆ Non-conductive (dielectric), no metal used
- ◆ Great for protecting any area requiring temporary restriction of access
- ◆ Hinged clips make it easy to configure sections into rectangles of various sizes - locking clamp to be used for straight sections
- ◆ Folds up for storage and sets up quickly
- ◆ Carry handles for transport
- ◆ Longer life than metal, replacement sections available
- ◆ Available in yellow



# Trench Covers & Curb Ramps

• Lighter than Steel • Stronger than Wood • Anti-Slip Surface • Deters Metal Thieves •



27" Trench Cover  
47.2" L x 31.5" W  
Weight: 26.5 lbs.



50" L x 38.5" W x 3" H  
Weight: 13.2 lbs.



44.3" L x 44.3" W  
Weight: 62 lbs.

## Trench Covers - 27" or 35"

- ◆ Two sizes - designed to cover trenches up to 27" or 35".
- ◆ Takes the vehicle weight up to 4,410 lbs.
- ◆ Beveled edge prevents tripping
- ◆ Molded from a single piece of fiberglass composite - underside has ribbed framework for added strength
- ◆ Recommended bolting to road surface



35" Trench Cover  
63" L x 47.2" W  
Weight: 73 lbs.

## SafeKerb Ramp

- ◆ Adapts to curb heights from 3" to 6.3"
- ◆ Withstands loads up to 553 lbs.
- ◆ Raised sides prevent vehicle run off
- ◆ Molded from high density polyethylene
- ◆ Stacks for transport and storage
- ◆ Bolt to road and walkway surface for added stability

## Pedestrian Trench Cover

- ◆ Pedestrians Only - takes up to 553 lbs.
- ◆ Covers trenches up to 27.5"
- ◆ Smooth rubber edge greatly reduces tripping hazard
- ◆ Resists sliding, no need to bolt down - flexible material which grips the surface underneath



Road Plate: 59" L x 19.7" W / Weight - 96.8 lbs.  
End Section: 59" L x 19.7" W / Weight - 50.6 lbs.

## Road Plate

- ◆ Easy to install modular system with no special equipment needed, weighs 97 lbs. per section
- ◆ Tested to vehicle weights of 96,800 lbs - Single wheel load, 14,520 lbs.
- ◆ No rust or corrosion
- ◆ Long lasting polymer material
- ◆ No "rattle" from crossing vehicles
- ◆ Design slows traffic for increased safety
- ◆ Features "Drop Pins" that increase stability - pins protrude into trench preventing lateral movement of plate
- ◆ Steel linking brackets lock sections together
- ◆ End sections must be bolted to ground in order to lock unit into position
- ◆ Stacks securely for transportation and storage

Specifications		
Traffic Type	Vehicle & Pedestrian	Pedestrian Only
	27" Trench Cover 35" Trench Cover Road Plate	Ped Trench Cover SafeKerb Ramo
Trench Widths	Up to 27" Wide	Up to 35" Wide
	27" Trench Cover 35" Trench Cover Road Plate Ped Trench Cover	35" Trench Cover Road Plate
Vehicle Weight Limit	Up to 4, 410 Lbs	Up to 14,520 lbs per wheel
	27" Trench Cover 35" Trench Cover Road Plate	Road Plate



# Class 2 Safety Vests



## Economy Safety Vest

Specify Size - (L), (XL), (2X)  
ANSI/ISEA 107-2010 Class 2  
Hook & Loop Closure Mesh Vest with Reflective Striping.  
RSAGV2E0SDVM(XX)N Orange  
RSAGV2ELSDVM(XX)N Lime  
Zipper Closure Vest with Reflective Striping.  
RSAGV2E0SDZM(XX)N Orange  
RSAGV2ELSDZM(XX)N Lime



## Chevron Safety Vest

Specify Size - (L) fits M-L,  
(2X) fits XL-2XL, (5X) fits 3XL-5XL  
ANSI/ISEA 107-2010 Class 2  
Hook & Loop Closure, Expandable Waist, Adjustable Side Straps, Reflective Chevron Striping, Contrasting Trim and Pockets.  
RSAGV2CVSOLM(XX)N Orange  
RSAGV2CVLSLM(XX)N Lime

CONSTRUCTION WORK ZONE



# Construction Work Zone Signs



CWZ Signs can be ordered with 500 ft (05) • 1000 ft (10) • 1500 ft (15) • 1/2 mile (5M) • 1 mile (1M) • Ahead (AH) Example: S4848W202(AH)(X)AC



S3030W202(XX)(X)AC  
S3636W202(XX)(X)AC  
S4848W202(XX)(X)AC



S3030W203(XX)(X)AC  
S3636W203(XX)(X)AC  
S4848W203(XX)(X)AC



S3030W204(XX)(X)AC  
S3636W204(XX)(X)AC  
S4848W204(XX)(X)AC



S3030W205L(XX)(X)AC  
S3636W205L(XX)(X)AC  
S4848W205L(XX)(X)AC



S3030W205R(XX)(X)AC  
S3636W205R(XX)(X)AC  
S4848W205R(XX)(X)AC



S3030W213(XX)(X)AC  
S3636W213(XX)(X)AC  
S4848W213(XX)(X)AC



S3030W201(XX)(X)AC  
S3636W201(XX)(X)AC  
S4848W201(XX)(X)AC



S3030W217(XX)(X)AC  
S3636W217(XX)(X)AC  
S4848W217(XX)(X)AC



S3030W205AL(XX)(X)AC  
S3636W205AL(XX)(X)AC  
S4848W205AL(XX)(X)AC



S3030W205AR(XX)(X)AC  
S3636W205AR(XX)(X)AC  
S4848W205AR(XX)(X)AC



S3030W215BL(XX)(X)AC  
S3636W215BL(XX)(X)AC  
S4848W215BL(XX)(X)AC



S3030W215BR(XX)(X)AC  
S3636W215BR(XX)(X)AC  
S4848W215BR(XX)(X)AC

Huge Selection\*  
IN STOCK  
READY TO  
SHIP SIGNS

\*Call customer service for current availability. 48" Signs Must Ship Truck Line.



Flagger Symbol  
S3030W207(X)AC  
S3636W207(X)AC  
S4848W207(X)AC



SNON4848W207B(X)AC



S3030W34(X)AC  
S3636W34(X)AC  
S4848W34(X)AC



Men Working Symbol  
S3030W211(X)AC  
S3636W211(X)AC  
S4848W211(X)AC



Reverse Curve  
Left or Right  
S4848W14(L/R)(X)AC

To stay in compliance with the MUTCD,  
we recommend using  
**3M™** (D) Diamond Grade Fluorescent  
Orange or (H) High Intensity Prismatic for  
**Construction Work Zone Signs**



S2424W211B(X)AC  
S3030W211B(X)AC  
S3636W211B(X)AC  
S4848W211B(X)AC



S3030W211C(X)AC  
S3636W211C(X)AC  
S4848W211C(X)AC



S3030W212(X)AC  
S3636W212(X)AC  
S4848W212(X)AC



S3030W212T(X)AC  
S3636W212T(X)AC  
S4848W212T(X)AC



S3030W811(X)AC  
S3636W811(X)AC  
S4848W811(X)AC



S3030W812(X)AC  
S3636W812(X)AC  
S4848W812(X)AC



Lane Reduction  
Left, Right or Double  
S4848W42(R)(X)AC



S3030W241(L)(X)AC  
S3636W241(L)(X)AC  
S4848W241(L)(X)AC



S3030W241A(R)(X)AC  
S3636W241A(R)(X)AC  
S4848W241A(R)(X)AC



S3030W241B(R)(X)AC  
S3636W241B(R)(X)AC  
S4848W241B(R)(X)AC



S3030W93(X)AC  
S3636W93(X)AC  
S4848W93(X)AC



S3030W215(X)AC  
S3636W215(X)AC  
S4848W215(X)AC



S3030W215AL(X)AC  
S3636W215AL(X)AC  
S4848W215AL(X)AC



S3030W215AR(X)AC  
S3636W215AR(X)AC  
S4848W215AR(X)AC



S3030W216(X)AC  
S3636W216(X)AC  
S4848W216(X)AC



S3030W221(X)AC  
S3636W221(X)AC  
S4848W221(X)AC



S2412M48(X)AC



S2418M48A(X)AC



S3024M49B(L)(X)AC



S3024M49(L)(X)AC



S3024M49A(L)(X)AC




S3024M49C(L)(X)AC



HIP sheeting on 4MM coroplast  
S4830R112LHCLA



S4830R112HC



S0824OM3(L/R)(H)AC



S2412M48B(X)AC



S4824W16(X)AC

## ACM Sheets



- ◆ 3mm Aluminum Composite Material (ACM) is made of two sheets of .021 Aluminum bonded to a thermoplastic core.
- ◆ ACM's flat rigid surface and weather resistance ensures long-term performance and durability.
- ◆ ACM is lightweight at only .8 lbs per square foot.
- ◆ Available as Bare, Sheeted or as a Finished Sign.

RBACM3MM4896WHAL - 48" x 96"

CONSTRUCTION WORK ZONE

## Temporary Traffic Control Zone



S1818W131P10(X)AC  
S2424W131P10(X)AC



S1818W131P15(X)AC  
S2424W131P15(X)AC



S1818W131P20(X)AC  
S2424W131P20(X)AC



S1818W131P25(X)AC  
S2424W131P25(X)AC



S3648W143(X)AC



S3618G201B(X)AC  
S4824G201B(X)AC  
S6024G201B(X)AC  
\*Specify miles



S4818M410L(X)AC



S1818W131P30(X)AC  
S2424W131P30(X)AC



S1818W131P35(X)AC  
S2424W131P35(X)AC



S1818W131P40(X)AC  
S2424W131P40(X)AC



S1818W131P45(X)AC  
S2424W131P45(X)AC



S3618G202(X)AC  
S4824G202(X)AC



S3618G204(X)AC



S4818M410R(X)AC

## Temporary CWZ Roll-Up Signs

### Fluorescent Roll-Up Sign Materials:

**3M** Diamond Grade (D)

**3M** High Intensity (H)

Econo Mesh Non-Reflective (N)



Available in 36"x36" (36) and 48"x48" (48) sizes with vinyl pockets.

Many of these legends and sizes are in stock for quick shipment. Custom Roll-ups are available upon request.



Quantity Discounts Available

Part #	Legend	Part #	Legend	Part #	Legend
RMS(XX)W34(H)	Be Prepared To Stop	RMS(XX)W204AH(H)	One Lane Road Ahead	RMS(XX)W216AH(H)	Survey Crew Ahead
RMS(XX)W221(H)	Blasting Zone	RMS(XX)W205R(H)	Right Lane Closed	RMS(XX)W414(H)	Trucks Entering Highway
RMS(XX)W202AH(H)	Detour Ahead	RMS(XX)W205R10(H)	Right Lane Closed 1000 FT	RMS(XX)W217AH(H)	Utility Work Ahead
RMS(XX)W207AAH(H)	Flagger Ahead	RMS(XX)W205R15(H)	Right Lane Closed 1500 FT	RMS(XX)W2171M(H)	Utility Work 1 Mile
RMS(XX)W207(H)	Flagger Ahead Symbol	RMS(XX)W205R05(H)	Right Lane Closed 500 FT	RMS(XX)W2175M(H)	Utility Work 1/2 Mile
RMS(XX)W207BAH(H)	Flagman Ahead	RMS(XX)W205RAH(H)	Right Lane Closed Ahead	RMS(XX)W21705(H)	Utility Work 500 FT
RMS(XX)W42L(H)	Lane Ends Merge Left Symbol	RMS(XX)W205R1M(H)	Right Lane Closed 1 Mile	RMS(XX)W21710(H)	Utility Work 1000 FT
RMS(XX)W42R(H)	Lane Ends Merge Right Symbol	RMS(XX)W205R5M(H)	Right Lane Closed 1/2 Mile	RMS(XX)W21715(H)	Utility Work 1500 FT
RMS(XX)W205L1M(H)	Left Lane Closed 1 Mile	RMS(XX)W203(H)	Road Closed	RMS(XX)W211AAH(H)	Workers Ahead
RMS(XX)W205L5M(H)	Left Lane Closed 1/2 Mile	RMS(XX)W203AH(H)	Road Closed Ahead	RMS(XX)W218AH(H)	Work Area Ahead
RMS(XX)W205L10(H)	Left Lane Closed 1000 FT	RMS(XX)W2015M(H)	Road Work 1/2 Mile	RMS(XX)W211(H)	Workers Symbol
RMS(XX)W205L15(H)	Left Lane Closed 1500 FT	RMS(XX)W2011M(H)	Road Work 1 Mile	<b>NOTE: Order Sign Ribs Separately.</b> Heavy Duty Ribs available upon request.	
RMS(XX)W205L05(H)	Left Lane Closed 500 FT	RMS(XX)W201AH(H)	Road Work Ahead	RMSR36	36" Roll-Up Sign Ribs
RMS(XX)W205L(H)	Left Lane Closed	RMS(XX)W20105(H)	Road Work 500 FT	RMSR48	48" Roll-Up Sign Ribs
RMS(XX)W205LAH(H)	Left Lane Closed Ahead	RMS(XX)W20110(H)	Road Work 1000 FT		
RMS(XX)W211B(H)	Men Working	RMS(XX)W20115(H)	Road Work 1500 FT		
RMS(XX)W211C(H)	Mowers Ahead	RMS(XX)SWC(H)	Sheriff's Work Crew		

## Safety Flags



RSPFLAG VINYL1824  
18x18 • 24" dowel

RSPFLAGMESH1824  
18x18 • 24" dowel  
RSPFLAGVINYL2436  
• 24x24 • 36" dowel

- ◆ 18" or 24" Fluorescent Red/Orange vinyl coated nylon or mesh available
- ◆ 24" flag required for flagging operations
- ◆ 18" or 24" flag suitable to mount above a traffic control sign or device
- ◆ 3/4" wood dowels

## SMV Emblem • Conspicuity Tape



RVSSMV10 Aluminum  
RVSSMV20 Decal

Choose Aluminum  
or Decal



RVSCT983320250

- ◆ 2" x 50 yds with red and white pattern repeats
- ◆ Meets all requirements for marking vehicles



CONSTRUCTION WORK ZONE



# Work Zone Sign Stands

## STANDARD GT2 Tripod Stand



**NOTE:** The GSS-3 and GT-2 stands have not been tested under the NCHRP-350 guidelines and may NOT be used on Federal or State roads. NCHRP-350 approved tri-pods available upon request.

- ◆ For Roll-Up and Rigid Signs
- ◆ 3 Flag Holders
- ◆ Galvanized Steel
- ◆ 53" High
- ◆ 14 lbs.

## SUPER ECONOMY GSS3 Galvanized Step Sign Stand



- ◆ For Roll-Up Signs
- ◆ Pointed for ground installation
- ◆ Galvanized Steel
- ◆ 57.5" High
- ◆ 7 lbs.

## STANDARD Guardrail Clamp



◆ Firmly affixes to guard rails for use with 36" & 48" Roll-Up and Rigid Signs in no wind to high wind speed conditions.



**RPOTTGDS23**  
Specify sign type when ordering

**Dual Springs**

## STANDARD SZ412 Compact Stand



- ◆ For use with 36" Roll-Up Signs in no wind to low wind speed conditions on low volume, rural or 2-lane roads.
- ◆ Above Grade Clearance of 12"
- ◆ Less than 1 cubic foot when stored.
- ◆ Weight: 20 lbs.

## WM5012SS Compact WindMaster® Stand



**Single Spring**

- ◆ For use with 36" & 48" Roll-Up Signs in no wind to high wind speed conditions on low volume, rural or 2-lane roads.
- ◆ Above Grade Clearance of 12"
- ◆ Requires 1 cubic foot of storage space.
- ◆ Weight: 20 lbs.



Screw Lock  
**RPOTCS1WM5012SS**

## Premium Quality WM4818K Mid-Size Stand



- ◆ Above Grade Clearance of 18"
  - ◆ Weight: 37 lbs.
  - ◆ 3 Flag holders included.
- K1 - Roll Up  
K2 - Rigid  
K3 - Dual**

## STANDARD Full-Size Stand



◆ For use with 36" & 48" Roll-Up and Rigid Signs in no wind to high wind speed conditions on low to high volume, 2 or 4-lane roads.



**RPOTCS2SZZROLLUPB**  
Roll-Up Bracket

**RPOTCS2S24602S (5' /60")  
RPOTCS2S24842S (7' /84")**

2 Sizes:

- ◆ Above Grade Clearance of 5' /60"  
Weight: 42 lbs. | 48 lbs. w/rigid assembly
- ◆ Above Grade Clearance of 7' /84"  
Weight: 44 lbs. | 50 lbs. w/rigid assembly



## STANDARD Median Barrier Clamp



- ◆ For use with 36" & 48" Roll-Up and Rigid Signs in no wind to high wind speed conditions.
- ◆ Heavy-duty, 1-piece, 1/4" powder coated steel bracket.
- ◆ Four 1/2" T-Handles hold the Clamp securely, Range 5" - 12".
- ◆ Heavy duty dual-coil springs.



- ◆ 3 Flag holders included.
- ◆ Weight: 24 lbs.

**RPOTCMBC12552 - Rigid Sign Holder  
RPOTCMBC12553 - Rigid and Roll-up Sign Holders**



**Safety Flags**  
see p. 45

## Premium Quality Zephyr Stand

- ◆ For use with 36" & 48" Roll-Up Signs in no wind to low wind speed conditions on low volume, rural or 2-lane roads.
- ◆ Above Grade Clearance of 12"
- ◆ Recycled rubber base folds to 4" high & has stacking lugs for easy transport & storage.
- ◆ Molded in carrying handles.
- ◆ Weight: 38 lbs.

**RPOTTCR26000USH - Universal Bracket**





## Barricade Lights



**Quick SHIP**

### Type A, C, and 3 Way

- ◆ Flasher, steady burn, & OFF
- ◆ 6 Volt battery
- ◆ Incandescent bulb

RSPBL316YY Yellow Lens



### Type A & C Solar LED

- ◆ 4-5 year expected life.
- ◆ LED bulbs
- ◆ True Solar Powered light with rechargeable NiMH rechargeable battery included

RSPBL3LSYY Yellow Lens



### Type A, C, and 3 Way Solar Assist LED

- ◆ Flasher, steady burn, and OFF
- ◆ 3 Volt high efficiency lights
- ◆ LED bulbs
- ◆ Internal solar panels trickle charge "D" cell alkaline batteries to give a superior long lasting more reliable power source.

RSPBL3LDYYSA Yellow Lens



### Type B Solar LED

- ◆ Daytime Use
- ◆ High Intensity Flashing
- ◆ LED bulbs
- ◆ Power Options: Solar panel trickle charges "D" Cell -or- Fully Solar Power Battery

RSPBLBL3YYSA Yellow Lens | D Cell Solar  
RSPBLBL3RYSA Red Lens | D Cell Solar  
RSPBLBLSYY - Yellow Lens | Fully Solar



### Type B LED

- ◆ Detachable lens available upon request
- ◆ 6 Volt battery
- ◆ LED bulb

RSPBLBL6YY Yellow Lens  
RSPBLBL6RY Red Lens



RSPBLZBATTERY06V  
6 Volt Battery

## Barricade Light Brackets



- ◆ Brackets allow proper alignment of light
- ◆ I.T.E. Specifications require the lights to be mounted with base of the light perpendicular to the ground line
- ◆ Brackets line the light to requirements and have positive stops to eliminate rotation!



RSPBLZHBR1278L  
Left Side  
Mounting Bracket



RSPBLZHBR1278R  
Right Side  
Mounting Bracket



RSPBLZHBR1276  
Center Mounting Bracket



RSPBLZHBR1277  
Z Mounting Bracket  
(Not for Diamond Shaped Signs)

RSPBLZHBRBARRIERL  
Barrier L  
Mounting Bracket

## Vehicle Mount Sign Holders

### Vehicle Grab Bar Mount Sign Holder

- ◆ Easily attaches to the vehicle grab bar and stores in place to stay ready to use in seconds.
- ◆ For use with 36" or 48" Compact Roll-Up Sign. (Sold Separately)
  - Pink Roll-Ups, p. 51
  - Orange Roll-Ups, p. 45
- ◆ Weight: 5 lbs.

RPOTLSA43595  
Sign Holder

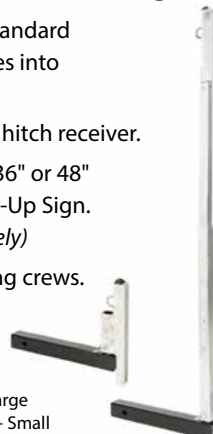


RPOTLSA43595ZSS - Storage Sleeve for Grab Bar Mount & Sign while mounted to the grab bar

### Vehicle Hitch Mount Sign Holder

- ◆ Transforms standard vehicle hitches into sign holders.
- ◆ Fits 2" square hitch receiver.
- ◆ For use with 36" or 48" Compact Roll-Up Sign. (Sold Separately)
- ◆ Ideal for rolling crews.
- ◆ Weight: 8 lbs.

RPOTLSA43921 - Large  
RPOTLSA43921SU - Small





## STOP/Slow Hand Paddles

**SAVE MONEY** by purchasing one of our Economy, Premium or EZ Connect Hand Paddle Kits.

Custom Hand Paddles available by purchasing individual components of your choice. Use the Customized Easy Order Checklist below to build a hand paddle to your specifications. Paddles are universally punched to accept all handle types in this catalog.

Use STOP/STOP Hand Paddles in School Zones, and STOP/SLOW Hand Paddles at Events, for Incident Management, or in Construction Work Zones.

**ALL Handles & Staffs come with standard hardware**

### Customized Easy Order Checklist

<p><b>1 Paddle Material</b>                  Aluminum: <input type="checkbox"/>.040" <input type="checkbox"/>.080"                  ABS Plastic: <input type="checkbox"/>.125"</p>	<p><b>3 Legend</b>  <input type="checkbox"/>STOP/SLOW <input type="checkbox"/>STOP/STOP                  (School Zone)</p>	<p><b>7 Staff Size and Type</b>  <input type="checkbox"/>None <input type="checkbox"/>60" <input type="checkbox"/>72"  <input type="checkbox"/>Galvanized Steel Conduit  <input type="checkbox"/>Wood  <input type="checkbox"/>Gray PVC Plastic -  <i>must use with 18" PVC handle</i></p>
<p><b>2 Reflective Type</b>  <input type="checkbox"/> (DH) High Intensity Prismatic &amp; Fluorescent Orange Diamond Grade Combo  <input type="checkbox"/> (D) ALL VIP Diamond Grade  <input type="checkbox"/> (H) ALL High Intensity Prismatic  <input type="checkbox"/> (E) ALL Engineer Grade  <input type="checkbox"/> NON-Reflective</p>	<p><b>4 Paddle Size</b>  <input type="checkbox"/>18" x 18" <input type="checkbox"/>24" x 24"</p> <p><b>5 Handle Type and Size</b>                  Galvanized Steel Conduit: <input type="checkbox"/>10"                  Wood: <input type="checkbox"/>12" <input type="checkbox"/>18"                  Gray PVC Plastic: <input type="checkbox"/>18" (12" Grip Area)</p> <p><b>6 4.5" Vynafoam Grip</b>  <input type="checkbox"/>None  <input type="checkbox"/>YES (for conduit handle only)</p>	<p><b>8 Shipping Requirement</b>  <input type="checkbox"/> Unassembled - Recommended  <input type="checkbox"/> Assembled - oversized freight charges may apply and freight damage is more likely to occur.</p> <p><b>ALL handles and staffs include appropriate hardware</b></p>





**Value Minded**  
Non-Reflective  
18"x18" hand paddles  
made of .040" aluminum  
with 10" Galvanized Steel  
Conduit Handle  
**SHP1818SL040BK10C**

**OPTIONAL**  
foam grip  
for conduit  
handles

**Vynafoam Grip**  
HPZFOAMGRIP

- ◆ Use on Conduit Paddle Handles
- ◆ Color: Black • Size: 3/4" diameter X 4.5" long
- ◆ Soft, velvet-like finish with the comfort of foam and durability of vinyl.



**STOP/SLOW**

**Durable Reflective** 18" x 18" hand paddles made of .080" aluminum  
High Intensity (H) reflective with 60" Conduit Staff

**SHP1818SL080HK60C**

**EZ Connect Hand Paddle Kits**

**The Leader in Safety and Convenience**



.125" Black ABS plastic sign on  
Gray PVC "Snap Together" plastic handle

**NON CONDUCTIVE**

SHP(XXXX)SLABS ↓ HEAD SIZE	(X) ↓ REFLECTIVE COMBO	(XX) ↓ HEIGHT
----------------------------------	------------------------------	---------------------

- ◆ Meets Federal Specifications
- ◆ Non-Conductive, Non-Corrosive, Lightweight
- ◆ No couplings or threads involved.
- ◆ 18" Handle with 12" grip area can be used by itself as a hand paddle or attach to a staff.

- ◆ 2 Head Sizes:  
18" x 18" (1818) Paddle - 4.6 lbs.  
24" x 24" (2424) Paddle - 5.6 lbs.
- ◆ 2 Staff Lengths: 72" (72) or 84" (84) to bottom of sign

**EASY**  
Connect  
or Disconnect  
in a SNAP!

**Choose from 4 Reflective Combinations:**

High Intensity Prismatic Fluorescent Orange Diamond Grade Combo <b>(DH)</b>	ALL VIP Diamond Grade <b>(D)</b>	ALL High Intensity Prismatic <b>(H)</b>	ALL Engineer Grade <b>(E)</b>
--	---	--	--



## Incident Management Kits

### RSPIMKIT(XX) Kit Includes:

- ◆ Wrap and Roll MDI Compact Sign Stand
- ◆ Fluorescent Pink Compact Sign (Ribs included) with ACCIDENT AHEAD Legend in (36) 36" -or- (48) 48". 48" kit is suitable for all roadways including interstates.
- ◆ Economy 5-P Breakaway Lime XL Vest
- ◆ 14" Red Traffic Baton ◆ Storage Bag for Kit



Add Collapsible Cones to IM Kit

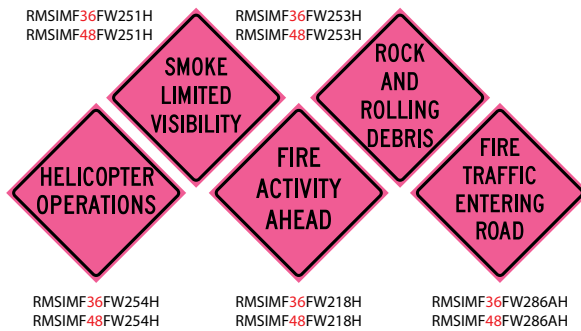
(Set of 5) **Collapsible Cones** are MUTCD compliant and includes a heavy-duty storage bag.

**RSPCC28RCOLLAPSE5PK**

## Roll-Up Signs for Forest Service

USDA Forest Service roll-up signs are available in Pink Reflective. Source: Sign & Poster Guidelines for Forest Service (2013). May be used by jurisdictions other than USDA Forest Service as well. Ribs sold separately. *Artwork charges may apply.*

Available in 36"x36" (36) and 48"x48" (48) sizes with vinyl pockets.



Call for a Customized Quote



RMSIMF3618FG205H

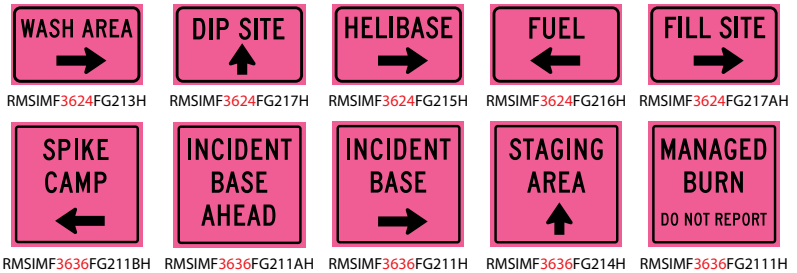


RMSIMF5436FG219H



RMSIMF5436FG218H

Part #	Roll-Up Sign Ribs Size
RMSR36	36" Ribs
RMSR48	48" Ribs
RMSR36TCR36	36" Heavy Duty Ribs
RMSR48TCR48	48" Heavy Duty Ribs
RMSR3618	36" x 18" Ribs
RMSR3624	36" x 24" Ribs
RMSR5436	54" x 36" Ribs



## Traffic Batons

Batons are Weather Resistant

Batteries last up to 100 hours.

LED lights visible up to 3,000 yards away & last over 100,000 hours.



### 14" Long Baton Red RSAGFXG410RE

- ◆ 3 Functions: red flashing, warning, and steady
- ◆ Requires 2 X C batteries (not included)

### 15" Long Baton Red RSAGFXG411TWRE

- ◆ 4 Functions: white flashlight, white flashlight with red flashing, and red flashing/steady
- ◆ Requires 2 X D batteries (not included)



### 21" Long Traffic Baton Red/Green/Blue RSAGFXG408RGB

- ◆ 6 Functions: flashing and steady in red, green & blue
- ◆ Requires 3 X C batteries (not included)

## 5-Point Breakaway Vests



Economy 5-P Vest  
RSAGV5E(X)SSZM(XX)N

3rd Party Certified – Meets ANSI/ISEA 107-2010 Class 2 Standards, NFPA Standards for Fire Trucks and MUTCD Standards for Flaggers

**5-Point Breakaway Vests** are an excellent choice for extreme work environments around moving machinery and equipment to prevent pulling workers into hazards. *Choose an Economy 5-Point Vest or Premium 5-Point Vest in Lime or Orange.*

Colors (X): (L) Lime, (O) Orange  
Sizes (XX): (L), (XL), (2X)



Premium 5-P Vest  
RSAGV5P(X)SSZM(XX)N

### Are your First Responders Compliant?

The NFPA (National Fire Protection Agency) requires that all fire trucks shall carry one 5-Point Breakaway ANSI/ISEA 201 Class 2 Vest for each seating position on the truck.

## Storage Bags

### Storage Bags

for 2 (two) Standard Roll-Up Signs with Ribs.  
Specify Size when Ordering.



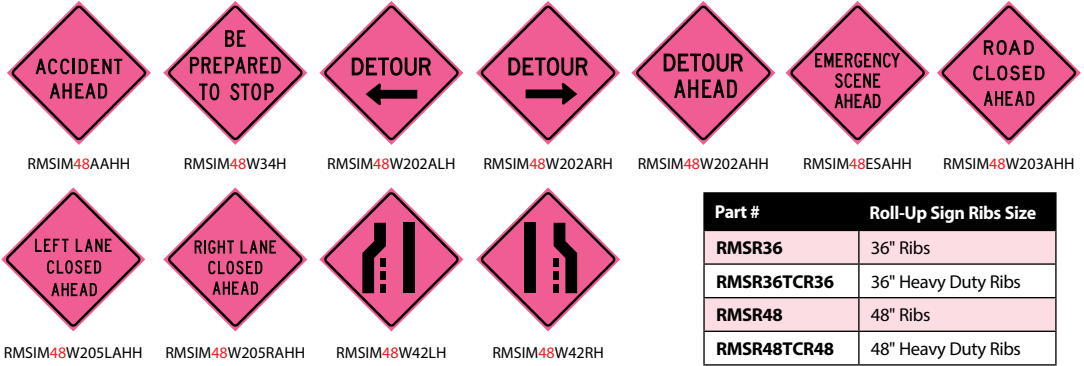
**RMSHD36**  
**RMSHD48**

Roll-up Sign Legends shown on *page 45* are also available in the fluorescent pink reflective material.  
Artwork charges may apply. Call for details and a customized quote.

Pink Reflective is the approved MUTCD color material for all Incident Management areas.

## Standard Roll-Up Signs

Standard Roll-Up Signs are available in many legends. Quick Ship legends shown. Ribs sold separately.



Part #	Roll-Up Sign Ribs Size
RMSR36	36" Ribs
RMSR36TCR36	36" Heavy Duty Ribs
RMSR48	48" Ribs
RMSR48TCR48	48" Heavy Duty Ribs

### Folding Flag Assembly

for use with any Roll-Up Sign with Ribs.  
(2) two 18" flags included.



## Compact Sign System

Custom Products offers the MDI System that is a completely self-contained sign system that deploys quickly for greater safety and efficiency in traffic incident management areas. This system is ideal for storing in police and fire vehicles. Add Carry Cases to protect your Stand and Signs during storage for longer product life.



### From Stored to Fully Deployed in Seconds

The patented MDI Compact® Sign system features sign faces that have hinged, integrated cross bracing with a single trigger release mechanism for rapid deployment and take-down. When the incident is terminated, the MDI Compact® Sign and cross brace folds down and wraps around undeployed sign stand for easy storage.

### Wrap & Roll System

MDI Compact® Roll-Up sign combines with a Traffic Master® sign stand.

## Storage Bags

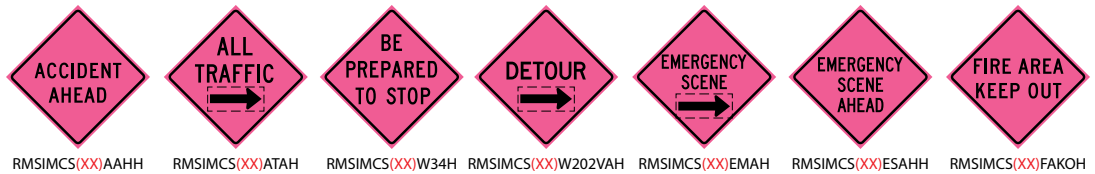
Storage Bags for MDI Compact System or Compact Roll-Up Signs.  
Specify Size when Ordering.



**RMSHD36CSSB**  
**RMSHD48CSSB**  
For Compact System Only

**RMSHD36CSB** For Compact Signs Only  
**RMSHD48CSB**

## Compact Roll-Up Signs



**Compact Roll-Up Signs** come pre-installed with hinged, integrated cross bracing to work in conjunction with the MDI Compact Sign System.

Arrows provided as overlay patch may be turned as needed. Roll-up sign sizes (XX) : (36) 36" or (48) 48"




## Reflective Roll Conversion

Don't buy \$3000 worth of reflective and graffiti overlay to fabricate \$500 worth of signs Ever Again! Lower your inventory and improve your sign shop's cash flow, by purchasing reflective roll material by the square foot. (1 sq ft min to unlimited)

- Quick Shipments with many Colors and Widths available.
- Reflective ASTM types I, III, IV, IX, XI available. *Other types may be available on request.*
- Certifications for materials available from manufacturer. **Also Available:** EC Film, Graffiti Overlays, Magnetics & Sheeted Blanks

**This is How We Roll... Buy Reflective Material by the Square Foot!**



**Call for Details**

## 3M™ High Intensity Prismatic (HIP)

3M™ 3930 meets all requirements for ASTM Type III and IV.

HIP is the most common type of reflective sheeting today due to the combination of its minimum retro-reflectivity, exceptional warranty, and afford-ability!



Common Sizes	Colors	RSH (393X) (2450)
		COLOR SIZE
6" x 50 yds   9" x 50 yds 24" x 50 yds   30" x 50 yds 36" x 50 yds   48" x 50 yds	White (3930)   Yellow (3931) Red (3932)   Orange (3934) Blue (3935)   Green (3937) Brown (3939)	

NOTE: Other sizes available. Some colors and sizes may incur a \$25.00 Slit Fee.

3M™ 3430 & 7930 Series meet all requirements for ASTM Type I reflective. (EGP) Engineer Grade Prismatic is NOT suitable for cutting in electronic sign making devices nor does it accept digital printing. (AEGP) Engineer Grade Prismatic, new micro-seal prismatic technology produces a material that is more visually appealing. Suitable for cutting in electronic sign making devices and accepts digital printing.



Roll Sizes		RSH (XXXX) (2450)		
		EGP	Colors	AEGP
6" x 50 yds	EGP White Only	(3430)	White	(7930)
12" x 50 yds		(3431)	Yellow	(7931)
18" x 50 yds	White Only	(3432)	Red	(7932)
24" x 50 yds	AEGP All Colors EGP Most Colors	NA	Orange	(7934)
30" x 50 yds		(3435)	Blue	(7935)
36" x 50 yds		(3437)	Green	(7937)
48" x 50 yds		(3439)	Brown	(7937)
48" CUT*				

\*4850CUT - Have the master roll cut in any combination of sizes. NOTE: Some colors and sizes may incur a \$25.00 Slit Fee

## Specialty & Flexible Reflectives



We stock **Nikkalite® Series 48000** Flexible pressure sensitive in many colors. The Best Engineer Grade for Plotting and Weeding! Punched or unpunched available.

We also distribute **3M™ 680** and **Avery Graphics** specialty reflectives.

Common Sizes	Colors	RSH(48XXX)(2450)
		COLOR SIZE
24" x 50 yds   30" x 50 yds	Black (48003)   Brown (48009)   Gold (48010) Dark Red (48025)   Ruby Red (48035)   Red (48005) Blue (48006)   Sky/Lt Blue (48046)   Green (48008) White (48012)   Yellow (48004)   Orange (48077)	

NOTE: Other sizes may be available. Some colors and sizes may incur a \$25.00 Slit Fee.

## Engineer Grade (EGB)

3M™ 3200 Series & Nikkalite® 8100 Series Engineer Grade meets all requirements for ASTM Type I reflective and is ideal for flat surfaces.

Punched Roll Size		RSH (XXXX) (2450)		
		3M™	Colors	Nikkalite®
15" x 50 yds	Nikkalite ALL Colors	(3290)	White	(8112P)
UN-Punched Roll Sizes		(3271)	Yellow	(8104P)
6" x 50 yds	3M™ White Only Nikkalite ALL Colors	(CW84)	Orange	(8177P)
12" x 50 yds		(3272)	Red	(8105P)
18" x 50 yds		(3275)	Blue	(8106P)
9" x 50 yds	Nikkalite ALL Colors	(3277)	Green	(8108P)
24" x 50 yds	3M™ Most Colors Nikkalite All Colors	(3279)	Brown	(8109P)
30" x 50 yds				
36" x 50 yds				
48" x 50 yds				
48" CUT*				

\*4850CUT - Have the master roll cut in any combination of sizes to your specifications. NOTE: Some colors and sizes may incur a \$25.00 Slit Fee

## 3M™ Diamond Grade



**12 YEAR Warranty**

Meets ASTM reflective: **3M™ Diamond Grade Cubed Series 4000** Type XI  
**3M™ VIP 3990** Type IX | **3M™ 3924** Type VIII

Sheeting Description	Common Sizes	Colors	RSH (XXXX) (2450)
			COLOR SIZE
<b>DG3 4000 Series (Type XI)</b>	24" x 50 yds   30" x 50 yds 36" x 50 yds   48" x 50 yds	White (4090)   Yellow (4091) Red (4092)   Blue (4095)   Green (4097)	
<b>DG Fluorescent Colors 4080 Series - DG3   3980 Series - VIP</b>	24" x 50 yds   30" x 50 yds 36" x 50 yds   48" x 50 yds	Yellow-Green (4083) (3983) Yellow (4081) (3981)   Orange (4084)	
<b>VIP 3990 Series (Type IX)</b>	6" x 50 yds   9" x 50 yds 24" x 50 yds   30" x 50 yds 36" x 50 yds   48" x 50 yds	White (3990)   Yellow (3991) Red (3992)   Blue (3995)   Green (3997)	
<b>Fluorescent Orange 3924 Series (Type VIII)</b>	24" x 50 yds   30" x 50 yds 36" x 50 yds   48" x 50 yds	Fluorescent Orange (3924)	

NOTE: Other sizes available. Some colors and sizes may incur a \$25.00 Slit Fee.





## 3M Electro Cut™ Film



**3M™ Electro Cut™ Film Series 1170** is a durable, transparent acrylic color film that allows traffic signs to be made on a computer plotter while maintaining the sheeting warranty.

Electro Cut Film Series 1170 & Premium Vinyl Series 7725-12			RSH (XXXX) (1850)	
Product	Common Sizes	Colors	COLOR	SIZE
<b>EC Film Series 1170</b>	18" x 50 yds   24" x 50 yds 30" x 50 yds   36" x 50 yds 48" x 50 yds   15" x 50 yds punched	Clear(1170)   Yellow(1171)   Red(1172) Orange(1174)   Blue(1175)   Green(1177) Black(1178)   Brown(1179)		
<b>Black Premium Vinyl Series 7725-12</b>	24" x 50 yds   30" x 50 yds 36" x 50 yds   48" x 50 yds <i>NOTE: Other sizes available.</i>	Black (7725-12)		

**Buy Reflective Sheeting by the Square Foot or Roll.**  
- Call for Availability -



## 3M Protective Overlay Film



**3M™ Protective Overlay Film Series 1150** is a durable, solvent resistant, transparent film with pressure sensitive adhesive, which is applied as a protective overlay to signs made from 3M™ reflective sheetings. As a protective overlay, the film is a barrier to stains made by many types of graffiti.

**3M™ Premium Protective Overlay Film Series 1160 Premium** is a durable, high-performance, solvent-resistant, transparent film with pressure sensitive adhesive which is applied as a protective overlay to signs made from 3M™ reflective sheetings.

Product	Common Sizes	Colors
<b>Protective Overlay Film Series 1150</b>	24" x 50 yds   30" x 50 yds 36" x 50 yds   48" x 50 yds	Clear (1150)
<b>PREMIUM Protective Overlay Film Series 1160</b>	12" x 50 yds   18" x 50 yds 24" x 50 yds   30" x 50 yds 36" x 50 yds   48" x 50 yds	Clear (1160)

*NOTE: Other sizes available.  
Some colors and sizes may incur a \$25.00 Slit Fee.*

Common types of defacement from vandalism can be cleaned from this film.

## Avery Premium Vinyl



The new industry standard in high performance film, in a spectrum of 26 opaque colors. Unrivaled in durability, versatility, performance, and ease of cutting and weeding.



Product	Common Sizes	Colors	Other Colors Available.
<b>Premium Cast Vinyl</b>	15" x 10 yds   15" x 50 yds 24" x 10 yds   30" x 50 yds <i>Other sizes available</i>	<b>RSHA9 (XXX) (1550)</b> COLOR SIZE	<i>Call for details.</i>

*NOTE: Other sizes available.  
Some colors & sizes may incur a \$25.00 Slit Fee.*

Conform-ability: Rivets/Corrugations, Compound Curves  
Print-ability: CAS, Thermal Transfer  
Adhesive: Permanent  
Gloss: 90  
Liner: Kraft  
Type: Cast Vinyl

001 White	090 Black	130 Medium Yellow	140 Sunflower	150 Dark Yellow	160 Orange	220 Beige	250 Imitation Gold
295 Brown	325 Tomato	330 Cardinal Red	345 Fire Red	350 Dark Red	370 Burgundy	465 Purple	530 Olympic Blue
570 Vivid Blue	575 Interstate Blue	580 Sapphire Blue	597 Dark Navy Blue	620 Teal	670 Kelly Green	685 Forest Green	693 Dark Green
							555 Medium Blue
							695 Polo Green



**Find Application Tools & Accessories on page 54**

We carry all the tools you need for a smooth application



*Other Colors Available.  
Call for details.*

## Avery Intermediate Vinyl



Cost effective, 4-year intermediate high gloss film for short term signage. Available with vinyl to the edge in 16 colors!

Conform-ability: Flat  
Print-ability: CAS, Thermal Transfer  
Adhesive: Permanent  
Gloss: 90  
Liner: Kraft  
Type: Calendered Vinyl

*NOTE: Other sizes available.  
Some colors & sizes may incur a \$25.00 Slit Fee.*

Product	Common Sizes	Colors
<b>Intermediate Opaque Film</b>	15" x 50 yds 24" x 50 yds	<b>RSHA4 (XXX) (1550)</b> COLOR SIZE
001 White	077 Silver	090 Black
110 Primrose Yellow	155 Apricot	159 Pizazz Orange
247 Gold		
320 Cherry Red	330 Cardinal Red	335 Geranium Red
375 Merlot	562 Azure Blue	583 Royal Blue
	589 Mariner Blue	685 Forest Green

## Application Tapes



**Conform**  
SERIES With RLA™ **Quick SHIP**  
**Application Tape**

R-Tape Conform Series Application Tape		The original high tack application tape that lays flat and sticks to the liner - resists tunneling, wrinkling, and edge curling! Excellent for ready-to-apply graphics.
Item #	Width	
RSHZAC1026S	4.25"	
RSHZAC1027S	6.5"	
RSHZAC1028S	8.5"	
RSHZAC1029S	12"	
RSHZAC1030S	14"	
RSHZAC1033S	24"	
RSHZAC1034S	30"	



### The R-Tape Apli Tape Series

is available in White and Clear as well as a wide variety of sizes.

Other Sizes Available Call for Quotation

R-Tape Apli Tape Series		Item #	Width	HI-TAC PAPER
100 Yard Rolls				
RSHZA1024S	2.25"			
RSHZA1025S	3.25"			
RSHZA1026S	4.25"			
RSHZA1027S	6.5"			
RSHZA1028S	8.5"			
RSHZA1029S	10.5"			
RSHZA1030S	12"			
RSHZA1031S	14"	CLEAR		
RSHZA1033S	24"			
RSHZA1034S	30"			
RSHZA1017S	6.5"			
RSHZA101810SS	10.5"			
RSHZA101812S	12"			
RSHZA1021S	14"			
RSHZA1022S	24"			
RSHZA1022T30S	30"			
RSHZA1022T36S	36"			
RSHZA1022T48S	48"			

## Application Tools

## Application Fluids



**RSHZTS0059**  
3M™ Gold Nylon Squeegee

**RSHZTS0060**  
Low Friction Squeegee Sleeve (5)



**RSHZT1006S**  
3" Roller

**RSHZT0015**  
1" Rivet Brush

**RSHZT0016**  
3" Rivet Brush



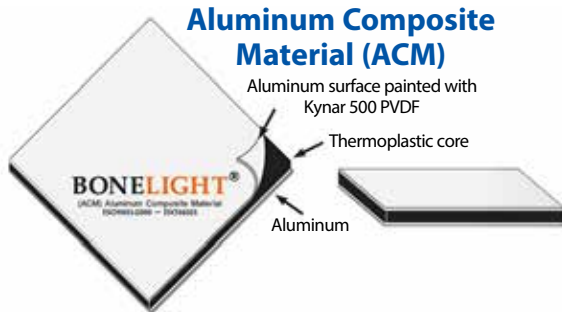
**RSHZTS1008**  
White Squeegee



Item#	Description
<b>Rapid-Tac Application Fluid</b>	
RSHZ1003S	32oz. Bottle w/Sprayer
RSHZ1002S	1 Gallon Bottle
<b>Adhesive Removal Formula</b>	
RSHZ0414	32 oz. Bottle w/Sprayer
RSHZ0415	1 Gallon Bottle



## ACM Sheets



### Aluminum Composite Material (ACM)

Aluminum surface painted with Kynar 500 PVDF

Thermoplastic core

Aluminum

**RBACM3MM4896WHAL** - 48" x 96" | White - Side 1 / Aluminum - Side 2  
**RBACM3MM4896WHWH** - 48" x 96" | White - Both Sides



- ◆ 3mm **Aluminum Composite Material (ACM)** is made of two sheets of .021 Aluminum bonded to a thermoplastic core.
- ◆ ACM's flat rigid surface and weather resistance ensures long-term performance and durability.
- ◆ Use for indoor and outdoor applications.

## Magnetics

## Plate Blanks

### Magnum Magnetics Magnetic Material

- ◆ .030" Matte White
- ◆ Available by the sq ft or by the roll (24" x 25')



**RSHMAG2425**


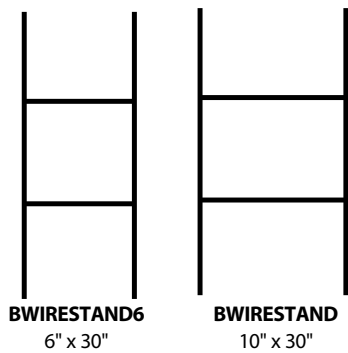
### License Plate Blanks

.025" Aluminum, 12" x 6", painted White, rounded corners, and slotted holes.

**RBA0251206WWCT**



## Econo Wire Stand



**"Coroplast"**  
**Corrugated Plastic**  
**White Blanks**  
 Please Specify Flute  
 Direction When Ordering

**RBC4MM2418WH**  
 24" x 18" Pre-Cut White Sheet

**RBC4MM4896WH**  
**BC10MM4896WH**  
 48" x 96" Flat White Sheets

Custom Cut Sheets are Available



## Easy-Fold Plastic Signicade Stand

100% Plastic **Easy-Fold Sandwich Boards** are a great option for Temporary Signage with a molded-in handle, easy to use and portable. *Call today for your quote!*

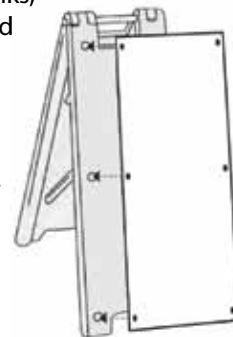


**Minicade**<sup>®</sup>  
 Holds signs 12"W x 24"H  
 Dimensions: 36"H x 13"W  
 Weight: 10 lbs.  
**RPOTCSPLMCWH**

**Signicade**<sup>®</sup>  
 Holds signs 24"W x 36"H  
 Dimensions: 45"H x 25"W  
 Weight: 18 lbs.  
**RPOTCSPLSCWH**



- ◆ Available blank or pre-sheeted, single or double sided.
- ◆ Easily **ADD** Corrugated Plastic Blanks, for even more signage options and flexibility.
- ◆ Custom Legends available.
- ◆ Surface Should Be Heat Treated Before Direct Application Of Vinyl.
- ◆ May be internally ballasted with sand.



## Banner Materials

### Bandanna Banner by the Roll

- ◆ Laminated 11.5 oz. vinyl for indoor and outdoor use in 24 yard rolls.
- ◆ Cutting between the double grommets at 24" centers allow the user to "split the difference" with no waste!

### Pre-Made Banners

- ◆ Laminated 13 oz. vinyl for indoor and outdoor use
- ◆ Sewn on all 4 sides with nickel grommets in corners and every 2' both top and bottom



Banner Materials			
Item	Size	Colors	Type
<b>RBB2210WH</b>	22" x 24 yds	(WH)White	11.5 oz.
<b>RBB3410WH</b>	34" x 24 yds	(WH)White	11.5 oz.
<b>RBB4610WH</b>	46" x 24 yds	(WH)White	11.5 oz.

Banner Materials			
Item	Size	Colors	Type
<b>RBBN020613(XX)</b>	2 ft x 6 ft	(WH) White, (BL) Blue, (YE) Yellow	13oz.
<b>RBBN020813(XX)</b>	2 ft x 8 ft	(WH) White, (YE) Yellow	13 oz.
<b>RBBN021013WH</b>	2 ft x 10 ft	(WH)White	13 oz.
<b>RBBN030813(XX)</b>	3 ft x 8 ft	(WH) White, (RE) Red, (BK) Black, (BL) Blue,(YE) Yellow	13 oz.
<b>RBBN031013WH</b>	3 ft x 10 ft	(WH)White	13 oz.





Custom Sign Blanks

Custom  
Shapes &  
Sizes!

# Reflective Custom Blanks are Our Specialty

**How many Business or  
Entrance Signs go Unnoticed?**

**We are your *Single Source* for Custom Signs and  
Blanks, as well as *ALL* your Traffic Sign needs.**



## Raw Materials Available

Bare Aluminum Blanks	.080 Aluminum
Engineer Grade Reflective	.063 Aluminum
High Intensity Reflective	.040 Aluminum
Diamond Grade Reflective	.100 Aluminum
VIP or DG3	.125 Aluminum
Fluorescent Prismatic Reflective	Corrugated Plastic
Painted blanks	3MM ACM .040 Aluminum .080 Aluminum
Computer Routed	Other substrates available by request

- ◆ We provide bare, sheeted or painted blank in Aluminum, Plastic or ACM cut to custom size and shape!
- ◆ Our team can ADD Text & Graphics with applied computer cut vinyl, -or- digital, thermal or screen printing.
- ◆ Prompt manufacturing and *fast* shipment.
- ◆ Sold by the square foot.


**HELPFUL HINT:** For little or no extra cost you can upgrade plywood or baked enamel signs to reflective .080 Aluminum. They will last longer and draw much more attention to the signs both day and night.

## Die Cut Letters & Numbers

Combine  
for Quantity  
Discounts

- ◆ All Characters are packaged in groups of 25 identical pieces.
- ◆ Combine Stock Packs for Quantity Discounts.
- ◆ Letters and Numbers are available in a full range of series, sizes, and materials.
- ◆ Letter and Number Sizes Available: 2", 3", 4", 5", 6", 7", 8" and 10"
- ◆ White High Intensity Prismatic, White Engineer Grade and Black Vinyl are available in pressure sensitive material.
- ◆ Other colors and materials are available but may be considered special order, call for details.
- ◆ Specify Size, Series, Material and Quantities when ordering.

Parking Arrows



A4R

B Series

A4R

C Series

A4R

D Series

A4R

E Series

# Aluminum Sheets

## Alodined Aluminum Sheets

Item	Size	Gauge
BA06330120NN	30x120	.063"
BA0634896NN	48x96	.063"
RBA0804896H32	48x96	.080"
RBA08048120H32	48x120	.080"
BA10030120NN	30x120	.100"
BA10036144NN	36x144	.100"
BA1004896NN	48x96	.100"
BA10048120NN	48x120	.100"
BA10048144NN	48x144	.100"
BA12530120NN	30x120	.125"
BA12536144NN	36x144	.125"
BA1254896NN	48x96	.125"
BA12548120NN	48x120	.125"
BA12548144NN	48x144	.125"

## Aluminum Sheets (painted White both sides)

Item	Size	Gauge
BA0404896WWNN	48x96	.040"
BA04048120WWNN	48x120	.040"

## Alodined Aluminum Sheets

Gauges: .063" - .125"  
Sizes: up to 48" x 144"

## Painted Aluminum Sheets

Painted White Both Sides  
Gauges: .040"  
Sizes: up to 48" x 120"


*NOTE: Aluminum Sheets must ship motor freight.  
Added \$75.00 skid charge may apply*

# .040" Aluminum Blanks

## Pre-Cut .040" Painted Aluminum Blanks


Item	Size	Color
RBA0401218OWNN	12x18	Orange/White
RBA0401218WWNN	12x18	White/White
RBA0401824WWNN	18x24	White/White
RBA0402436WWNN	24x36	White/White
RBA0401007WWNN	10x7	White/White
RBA0401007YYNN	10x7	Yellow/White
RBA0401410WWNN	14x10	White/White
RBA0401410YYNN	14x10	Yellow/White
RBA0402014WWNN	20x14	White/White
RBA0402014YYNN	20x14	Yellow/White
BA040TRAFFIC	ADD 3/8" Holes for Post Mount	
BA040OSHA	ADD 3/16" Holes in Corners	

## BLANKS




**BLANKS**  
NO Radius  
Corners  
and NO Holes.

BLANKS are NOT punched or radiused.  
You may add "Traffic" or "OSHA" style punch  
and radius for a small fee.



**TRAFFIC**  
Radius Corners  
and 2 Holes.



**OSHA**  
Radius Corners  
and 4 Holes.

All blanks come with  
PVC protective film  
on one side.

# Hole Punch & Radius Info

## Standard Punch Holes

- 3/16" Screw, Nail Punch, or Wall Mount.
- 1/4" Screw or Fence Punch
- 3/8" Sign Post or Bolt Mount

Other Hole Sizes available by request.

## Standard Radius Corners

3" Radius

1 1/2" Radius

3/4" Radius

ISS Punch

1/2" Radius

3/16" Hole

### Also Available

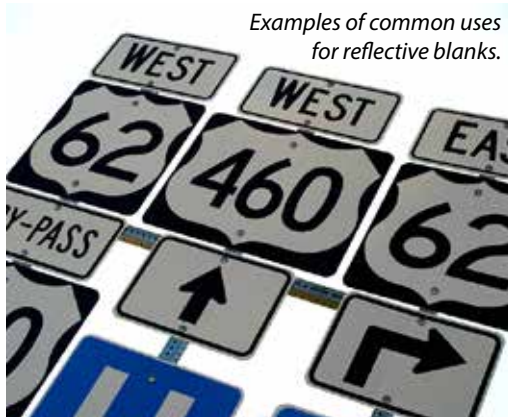
3/16" Radius
1/2" Radius
5/8" Radius
1" Radius
1 7/8" Radius
2 1/4" Radius

# Sheeted Aluminum Blanks



Use for  
**Screen  
Printing**  
or with  
**Overlay Film  
or Vinyl**

- ◆ Standard reflective traffic sign blanks come with radius corners, .080" aluminum, 3/8" hole punch, and Alodine coating to meet Federal specifications.
- ◆ Standard street name sign blanks come with radius corners, .080" aluminum, NO hole punch, and Alodine coating to meet Federal specifications.
- ◆ Choose between High Intensity Prismatic (H) and Engineer Grade Prismatic (E) reflectives.
- ◆ Orange Diamonds may also be ordered with Fluorescent Orange 39245 Diamond Grade (D).
- ◆ Other shapes, colors, reflective types, and aluminum thicknesses are available. Call for a quote.



Examples of common uses for reflective blanks.

Rectangles	w/Engineer Grade	w/HIP
	Size	Size
 White BA080(X)WH(XXXX)R	12x6R	12x6R
	12x9R	12x9R
	12x18R	12x18R
	18x12R	18x12R
	18x24R	18x24R
	24x12R	24x12R
	24x18R	24x18R
	24x30R	24x30R
	30x24R	30x24R
	30x36R	30x36R



Squares	
w/Engineer Grade	w/HIP
Size	Size
24x24S	24x24S
30x30S	30x30S
 White BA080(X)WH(XXXX)S	

When Ordering Blanks **REMEMBER** Specify Width first and Height second.

Diamonds	w/ Engineer Grade	w/ HIP	w/ Diamond Grade
	Size	Size	Size
 Yellow BA080(X)YE(XXXX)D	24x24D	24x24D	30x30D
	30x30D	30x30D	36x36D
	36x36D	36x36D	48x48D



Examples of common uses for reflective blanks.



## Flat Blades

w/Engineer Grade	w/HIP
Size	Size
6x18F	6x18F
6x24F	6x24F
6x30F	6x30F
6x36F	6x36F
6x42F	6x42F
6x48F	6x48F
9x24F	9x24F
9x30F	9x30F
9x36F	9x36F
9x42F	9x42F
9x48F	9x48F
9x54F	9x54F
9x60F	9x60F

## Sheeted Aluminum Street Name Blanks

**BA080**

All Reflective Street Name Sign Blanks are Double Sided.  
Call for quote on Single Sided.

Available Colors:  
Blue, Green, Brown and White.

**BE090**

## Extruded Blades

w/Engineer Grade	w/HIP
Size	Size
6x18E	6x18E
6x24E	6x24E
6x30E	6x30E
6x36E	6x36E
6x42E	6x42E
6x48E	6x48E
9x24E	9x24E
9x30E	9x30E
9x36E	9x36E
9x42E	9x42E
9x48E	9x48E
9x54E	9x54E
9x60E	9x60E





- ◆ Traffic sign blanks come with radius corners, .080" aluminum, 3/8" hole punch, and Alodine coating to meet Federal specifications.
- ◆ Other thicknesses, shapes, and sizes of aluminum are available. Call for a quote!

**REMEMBER** Specify Width first and Height second, When Ordering Any Blanks, *except* Street Name Sign Blanks. For Street Name Sign Blanks, specify Height first and Width second.



BA080(XXXX)R

### Rectangle

Size

12X6R

12X18R

12X36R

18X12R

18X24R

21X15R

24X12R

24X18R

24X30R

30X24R

30X36R

36X12R

36X24R

1 & 2 POST

48X24R


2 POST

48X30R

2 POST

48X60R

2 POST



BA080(XXXX)S

### Square

Size


18X18S

24X24S

30X30S

36X36S

1 POST



BA080(XXXX)D

### Diamond

Size


24X24D

30X30D

36X36D

48X48D

2 POST




BA080(XXXX)C

### Circle

Size

30X30C

36X36C




BA080(XXXX)P

### Pentagon

Size

30X30P

36X36P




BA080(XXXX)I

### Interstate Shield

Size

24X24I

30X24I



BA080(XXXX)T


### Triangle

Size

30X30T

36X36T

36X48NPZ



BA080(XXXX)O

### Octagon

Size

24X24O

30X30O

36X36O



BA080(XXXX)SNSR

### 6" Flat

Size

6X18F

6X24F

6X30F

6X36F

6X42F

6X48F

9" Flat

Size

9X24F

9X30F

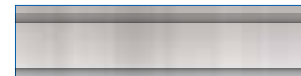
9X36F

9X42F

9X48F

9X54F

9X60F



BE090(XXXX)N

### 6" Extruded

Size

6X18E

6X24E

6X30E

6X36E

6X42E

6X48E

### 9" Extruded

Size

9X24E

9X30E

9X36E

9X42E

9X48E

9X54E


9X60E






# Border Blanks & Partially Finished Signs


We make a variety of border blanks made with (H) High Intensity Prismatic, (D) VIP Diamond Grade and (E) Engineer Grade Prismatic on .080" aluminum. Most are in stock.




S1218BOBLWH(E/A)




S1218BOBKWH(E/A)  
S1824BOBKWH(E/A)  
S2430BOBKWH(E/A)



S1218BOREWH(E/A)  
S1824BOREWH(E/A)




S1218BOGRWH(E/A)  
S1824BOGRWH(E/A)



S1218RBGRWH(E/A)  
S1824RBGRWH(E/A)



S1218RBBLWH(E/A)  
S1824RBBLWH(E/A)



S1824BOBKYE(H/A)



S1218R71B(E/A)



S1218R83AB(E/A)




S1218R83AV(E/A)




S1824R21B(H/A)  
S2430R21B(H/A)  
S4860R21B(H/A)



S1218R75B(E/A)



S1818W131PB(H/A)



S2424BOBKWH(H/A)  
S3030BOBKWH(H/A)



S2424BOBKYE(H/A)  
S3030BOBKYE(H/A)  
S3636BOBKYE(H/A)



S2424BOBKOR(D)AC  
S3030BOBKOR(D)AC  
S3636BOBKOR(D)AC  
S4848BOBKOR(D)AC

**Need a CUSTOM LEGEND?**  
CALL US, we can make it!

Other border blank/partially finished sign combinations available.

However, a minimum order of 5 identical pieces is required.

THESE ARE NOT COMBINABLE FOR QUANTITY DISCOUNTS.



# 14" x 10" OSHA Sign Headers

OSHA signs are non-reflective painted finish on .040" aluminum (A) material.



ISS1014A1000



ISS1014A2000



ISS1014A3000



ISS1014A4000



ISS1014A5000

# Fluorescent Orange Diamond Grade Signs

# STOP Faces



SNON6024G201BDAC



10" E Series  
S2424W131PBDAC



SPL1233W42STRDAC  
Straight Line Plaque  
For W4-2



7" D Series  
S4848W201FDAC



Border Blank  
S3636BOBKORDAC  
S4848BOBKORDAC



Double Pavement  
Transition  
S4848W42DDAC



48"X 16" Plaque  
for 48" X 60"  
Speed Limit Sign  
BA080DOR4816SP



Minimum order of 5 faces required.

## Stop Faces

w/ High Intensity Prismatic

Size

F2424R11HP

F3030R11HP

w/ Engineer Prismatic

Size

F2424R11EP

F3030R11EP



S4848W205B1MDAC



S4848W205B5MDAC



S4848W205B15DAC



Double Faced  
SPL0720W205RLDA

SIGN SHOP SUPPLIES

CALL for MORE LEGENDS



# Utility Safety Products



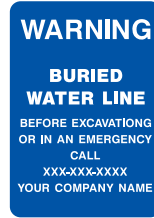
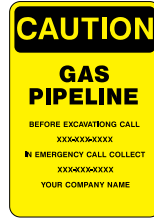
## OSHA Safety Signs

See details on page 35. OSHA headers may also be incorporated into underground notification signs as shown to the right.

## Utility Signs & Marking Products

Examples of the many options available are shown on this page.

Call a customer service specialist to get a customized quote and more details.



## Flexible & Enhanced Markers plus Decals

See page 30 or call for details.



More Work Zone Safety Products including Rigid and Roll-up Signs and Stands are also available for all types of utility crews. see pages 36-49



## Sign Stand and Signs

See details on pages 44-46.



## Traffic Cones

See details on pages 36.



## Safety Vests

See details on pages 43.



Stenciling Available

## Type I & II Barricades

See details on page 39.



## Hand Paddles

See details on page 48-49.



## Rust Tough® Utili-Coat Paint

Call for details.



## APWA Detectable Underground Warning Tape

Call for details.



## Surveyor's Marking Tape

Call for details.



## Marking Flags

See details on page 36.



## Inverted Marking Paints & Wands

See details on page 26.

UTILITY SAFETY PRODUCTS





Call Us for a Quote.

Custom Designs, Shapes & Sizes!

# Reflective Custom

CUSTOM GRAPHICS

## Non-Standard Traffic



The most common type of Custom Sign we manufacture is the **Non-Standard Traffic Sign**.

*These are signs that have custom artwork or legends but are printed on a standard reflective blank.*

## Utility Signs




We produce a full line of **Utility Signs** and marking products for the utility industry.

## Mass Transit



We produce a full line of signage and route numbering products for **Mass Transit** systems.

## Municipal Decals



D(XX)(X)10C  
D(XX)(X)14C  
D(XX)(X)18C

**CIRCLE:**  
10" • 14" • 18"



D(XX)(X)11508SQOV  
D(XX)(X)16115SQOV

**SQUARED OVAL:**  
11½" X 8" • 16" X 11½"



**Common Center Legends:**  
ROAD DEPT.  
SANITARY DEPT.  
UTILITY DEPT.  
WATER DEPT.



### Municipal Decal Order Checklist

#### Shape & Size

- 10" Circle (10C)
- 14" Circle (14C)
- 18" Circle (18C)
- 11½" X 8" Squared Oval (11508SQOV)
- 16" X 11½" Squared Oval (16115SQOV)

#### Material (X)

- Vinyl (V)    Reflective (E)

#### Adhesion

- Decal    Magnetic

#### Background Color (XX)

- White (WH)    Yellow (YE)

#### Lettering Color

- Blue    Green
- Red    Black

#### Legend

Center Legend \_\_\_\_\_  
Outer Legend \_\_\_\_\_

Custom Signs for Every Need.

# Signs are Our Specialty

## Reflective • Routed

## Decals


## Magnetic Decals



Reflective Material on Routed Aluminum Shape is a unique way to personalize your business signage.



Decals are very popular for business, clubs, fund-raisers or just for fun!! Available in numerous material types and sizes.



Magnetic Material can be used to make Business Cards, Mini Magnets, Calendars, Picture Frames, Car Door Signs and More.

## Banners

## License Plates

## Real Estate



Banners for any and every occasion! Available in a variety of sizes and colors, including 4 Color Process Digital Printing.



Personalized License Plates made from your choice of aluminum, polyethylene or 6-Ply all-weather card. Car Plate Frames are also available.



A variety of products are available for Real Estate Companies including Yard Signs, Banners, Magnetics and Decals.

## Sand Blasted Signs

## Security Signs

## Political Products



Sand Blasted Signs made with High Density Foam Board with Ornamental Iron Frame.



These Signs Are Also A Great Way To Mark Underground TV Cables, Utilities, Or Water Sprinkler Lines.

Security Signs are made of aluminum or polyethylene. Matching window decals and aluminum stakes are also available.



Our Political Products Include Yard Signs, Mini-Billboards, Bumper Stickers, Badges, Door Knob Hangers, And Rally Signs

CUSTOM GRAPHICS



# **Roadway Safety Catalog**

